

CARNEGIE MELLON UNIVERSITY
COMPUTER SCIENCE DEPARTMENT
15-445/645 – DATABASE SYSTEMS (FALL 2020)
PROF. ANDY PAVLO

Homework #2 (by Ian Romines)
Due: **Sunday October 4, 2020 @ 11:59pm**

IMPORTANT:

- **Upload this PDF** with your answers to **Gradescope by 11:59pm on Sunday October 4, 2020.**
- **Plagiarism:** Homework may be discussed with other students, but all homework is to be completed **individually.**
- **You have to use this PDF for all of your answers.**

For your information:

- Graded out of **100** points; **4** questions total
- Rough time estimate: \approx 1-4 hours (0.5-1 hours for each question)

Revision : 2020/09/29 10:44

Question	Points	Score
Cuckoo Hashing	20	
B+Tree	45	
Extendible Hashing	25	
Suffix Trees	10	
Total:	100	

Question 1: Cuckoo Hashing..... [20 points]

Consider the following cuckoo hashing schema:

1. Both tables have a size of 4.
2. The hashing function of the first table returns the lowest two bits: $h_1(x) = x \& 0b11$.
3. The hashing function of the second table returns the next two bits: $h_2(x) = (x \gg 2) \& 0b11$.
4. When replacement is necessary, first select an element in the second table.
5. The original content is shown in Figure 1.

Table 1	Table 2
4	
14	

Figure 1: Initial contents of the hash tables.

(a) [4 points] Insert keys 5 and 10. Select the resulting two tables.

<table style="width: 100%; border-collapse: collapse;"> <thead> <tr> <th style="text-align: center; padding: 5px;">Table 1</th> <th style="text-align: center; padding: 5px;">Table 2</th> </tr> </thead> <tbody> <tr> <td style="border: 1px solid black; text-align: center; width: 50px; height: 40px;">4</td> <td style="border: 1px solid black; width: 50px; height: 40px;"></td> </tr> <tr> <td style="border: 1px solid black; text-align: center; width: 50px; height: 40px;">5</td> <td style="border: 1px solid black; width: 50px; height: 40px;"></td> </tr> <tr> <td style="border: 1px solid black; text-align: center; width: 50px; height: 40px;">10</td> <td style="border: 1px solid black; text-align: center; width: 50px; height: 40px;">14</td> </tr> <tr> <td style="border: 1px solid black; width: 50px; height: 40px;"></td> <td style="border: 1px solid black; width: 50px; height: 40px;"></td> </tr> </tbody> </table> <p><input type="checkbox"/> A)</p>	Table 1	Table 2	4		5		10	14			<table style="width: 100%; border-collapse: collapse;"> <thead> <tr> <th style="text-align: center; padding: 5px;">Table 1</th> <th style="text-align: center; padding: 5px;">Table 2</th> </tr> </thead> <tbody> <tr> <td style="border: 1px solid black; text-align: center; width: 50px; height: 40px;">4</td> <td style="border: 1px solid black; width: 50px; height: 40px;"></td> </tr> <tr> <td style="border: 1px solid black; width: 50px; height: 40px;"></td> <td style="border: 1px solid black; text-align: center; width: 50px; height: 40px;">5</td> </tr> <tr> <td style="border: 1px solid black; text-align: center; width: 50px; height: 40px;">10</td> <td style="border: 1px solid black; text-align: center; width: 50px; height: 40px;">14</td> </tr> <tr> <td style="border: 1px solid black; width: 50px; height: 40px;"></td> <td style="border: 1px solid black; width: 50px; height: 40px;"></td> </tr> </tbody> </table> <p><input type="checkbox"/> B)</p>	Table 1	Table 2	4			5	10	14		
Table 1	Table 2																				
4																					
5																					
10	14																				
Table 1	Table 2																				
4																					
	5																				
10	14																				

<p>Table 1</p> <table border="1" style="margin: auto;"> <tr><td style="text-align: center;">4</td></tr> <tr><td style="text-align: center;">5</td></tr> <tr><td style="text-align: center;">14</td></tr> <tr><td style="text-align: center;"> </td></tr> </table>	4	5	14		<p>Table 2</p> <table border="1" style="margin: auto;"> <tr><td style="text-align: center;"> </td></tr> <tr><td style="text-align: center;"> </td></tr> <tr><td style="text-align: center;">10</td></tr> <tr><td style="text-align: center;"> </td></tr> </table>			10	
4									
5									
14									
10									
<input type="checkbox"/> C)	<input type="checkbox"/> D)								

(b) [4 points] Then delete 14, and insert 8. Select the resulting two tables.

<p>Table 1</p> <table border="1" style="margin: auto;"> <tr><td style="text-align: center;">4</td></tr> <tr><td style="text-align: center;"> </td></tr> <tr><td style="text-align: center;">10</td></tr> <tr><td style="text-align: center;"> </td></tr> </table>	4		10		<p>Table 2</p> <table border="1" style="margin: auto;"> <tr><td style="text-align: center;"> </td></tr> <tr><td style="text-align: center;">5</td></tr> <tr><td style="text-align: center;">8</td></tr> <tr><td style="text-align: center;"> </td></tr> </table>		5	8	
4									
10									
5									
8									
<input type="checkbox"/> A)	<input type="checkbox"/> C)								
<p>Table 1</p> <table border="1" style="margin: auto;"> <tr><td style="text-align: center;">8</td></tr> <tr><td style="text-align: center;">5</td></tr> <tr><td style="text-align: center;">10</td></tr> <tr><td style="text-align: center;"> </td></tr> </table>	8	5	10		<p>Table 2</p> <table border="1" style="margin: auto;"> <tr><td style="text-align: center;"> </td></tr> <tr><td style="text-align: center;">4</td></tr> <tr><td style="text-align: center;"> </td></tr> <tr><td style="text-align: center;"> </td></tr> </table>		4		
8									
5									
10									
4									
<input type="checkbox"/> B)	<input type="checkbox"/> D)								

(c) [6 points] Finally, insert 24. Select the resulting two tables.

<p style="text-align: center;">Table 1</p> <table border="1" style="margin: auto; border-collapse: collapse;"> <tbody> <tr><td style="text-align: center;">8</td></tr> <tr><td style="text-align: center;">5</td></tr> <tr><td style="text-align: center;">10</td></tr> <tr><td style="text-align: center;"> </td></tr> </tbody> </table> <p style="margin-top: 10px;"><input type="checkbox"/> A)</p>	8	5	10		<p style="text-align: center;">Table 2</p> <table border="1" style="margin: auto; border-collapse: collapse;"> <tbody> <tr><td style="text-align: center;"> </td></tr> <tr><td style="text-align: center;">4</td></tr> <tr><td style="text-align: center;"> </td></tr> <tr><td style="text-align: center;"> </td></tr> </tbody> </table>		4		
8									
5									
10									
4									
<p style="text-align: center;">Table 1</p> <table border="1" style="margin: auto; border-collapse: collapse;"> <tbody> <tr><td style="text-align: center;">8</td></tr> <tr><td style="text-align: center;">5</td></tr> <tr><td style="text-align: center;">10</td></tr> <tr><td style="text-align: center;"> </td></tr> </tbody> </table> <p style="margin-top: 10px;"><input type="checkbox"/> B)</p>	8	5	10		<p style="text-align: center;">Table 2</p> <table border="1" style="margin: auto; border-collapse: collapse;"> <tbody> <tr><td style="text-align: center;"> </td></tr> <tr><td style="text-align: center;">4</td></tr> <tr><td style="text-align: center;">24</td></tr> <tr><td style="text-align: center;"> </td></tr> </tbody> </table>		4	24	
8									
5									
10									
4									
24									
<p style="text-align: center;">Table 1</p> <table border="1" style="margin: auto; border-collapse: collapse;"> <tbody> <tr><td style="text-align: center;">4</td></tr> <tr><td style="text-align: center;"> </td></tr> <tr><td style="text-align: center;">8</td></tr> <tr><td style="text-align: center;"> </td></tr> </tbody> </table> <p style="margin-top: 10px;"><input type="checkbox"/> C)</p>	4		8		<p style="text-align: center;">Table 2</p> <table border="1" style="margin: auto; border-collapse: collapse;"> <tbody> <tr><td style="text-align: center;">24</td></tr> <tr><td style="text-align: center;">5</td></tr> <tr><td style="text-align: center;">10</td></tr> <tr><td style="text-align: center;"> </td></tr> </tbody> </table>	24	5	10	
4									
8									
24									
5									
10									
<p style="text-align: center;">Table 1</p> <table border="1" style="margin: auto; border-collapse: collapse;"> <tbody> <tr><td style="text-align: center;">8</td></tr> <tr><td style="text-align: center;"> </td></tr> <tr><td style="text-align: center;">10</td></tr> <tr><td style="text-align: center;"> </td></tr> </tbody> </table> <p style="margin-top: 10px;"><input type="checkbox"/> D)</p>	8		10		<p style="text-align: center;">Table 2</p> <table border="1" style="margin: auto; border-collapse: collapse;"> <tbody> <tr><td style="text-align: center;"> </td></tr> <tr><td style="text-align: center;">4</td></tr> <tr><td style="text-align: center;">24</td></tr> <tr><td style="text-align: center;"> </td></tr> </tbody> </table>		4	24	
8									
10									
4									
24									

(d) [6 points] What is the smallest key that potentially causes an infinite loop given the tables in (c)

- 0
 2
 3
 6
 7
 9
 None of the above

Question 2: B+Tree.....[45 points]

Consider the following B+tree.

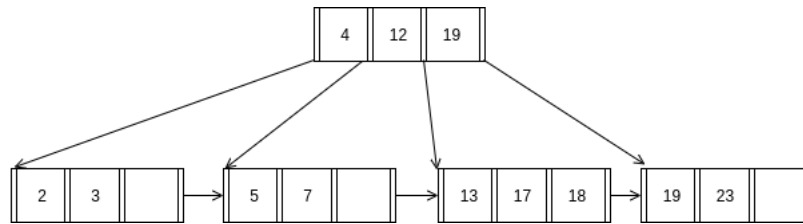
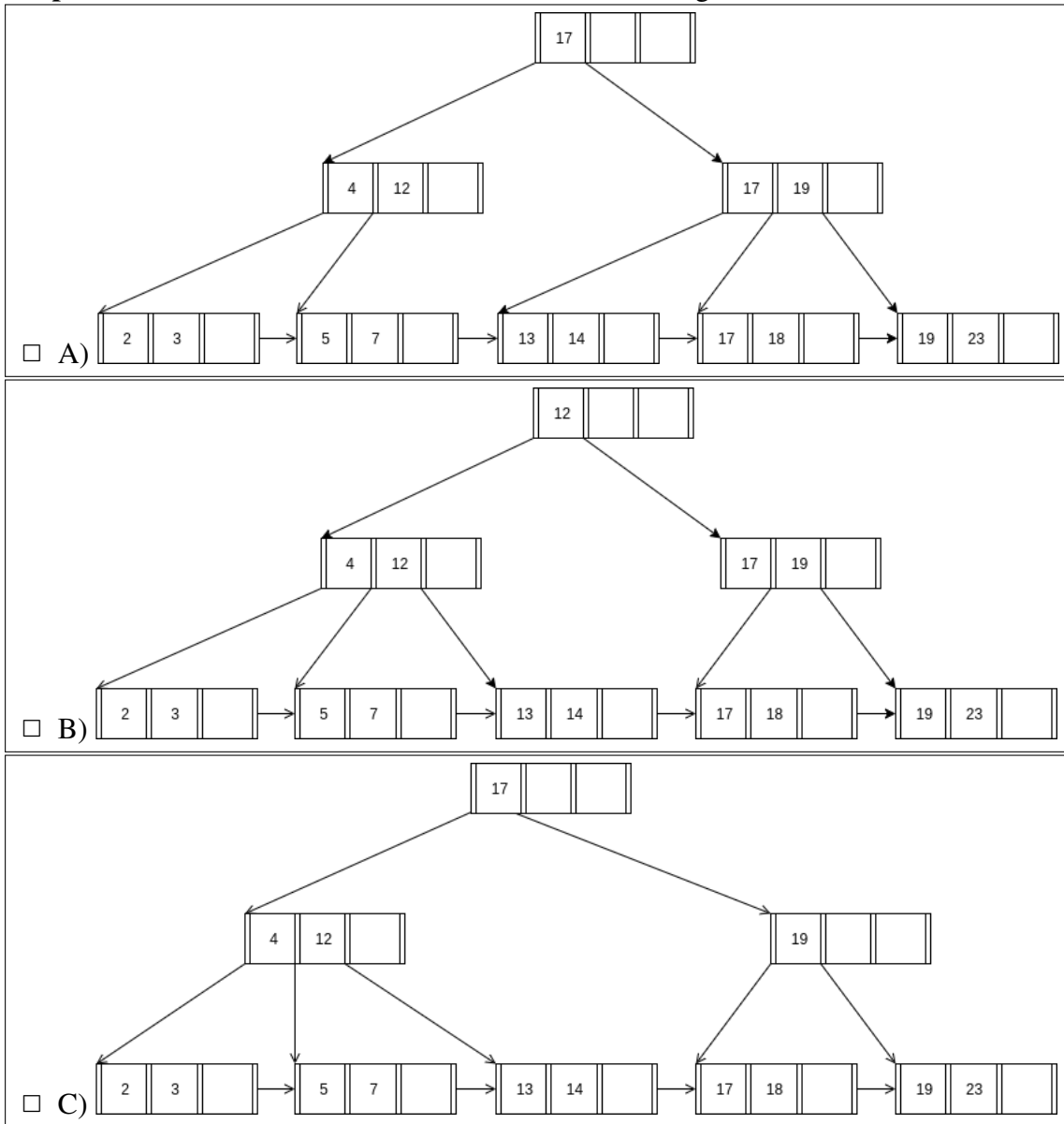


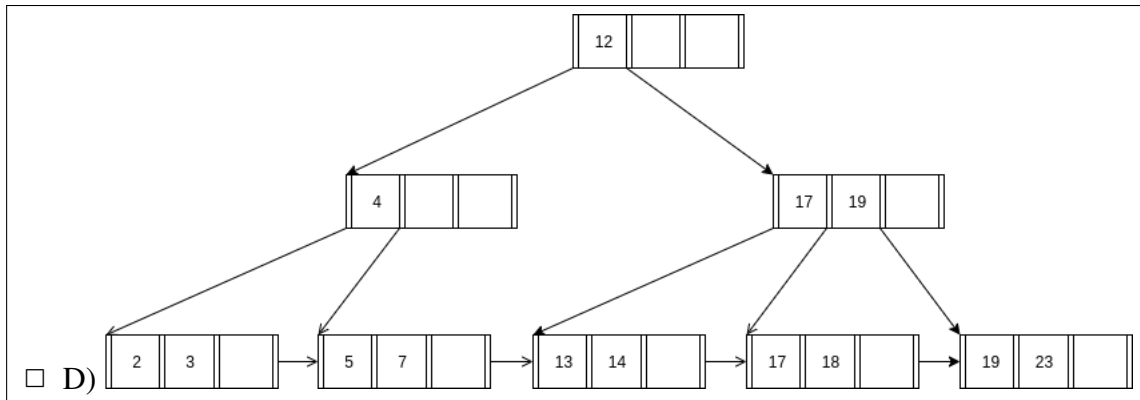
Figure 2: B+ Tree of order $d = 4$ and height $h = 2$.

When answering the following questions, be sure to follow the procedures described in class and in your textbook. You can make the following assumptions:

- A left pointer in an internal node guides towards keys $<$ than its corresponding key, while a right pointer guides towards keys \geq .
- A leaf node underflows when the number of **keys** goes below $\lceil \frac{d-1}{2} \rceil$.
- An internal node underflows when the number of **pointers** goes below $\lceil \frac{d}{2} \rceil$.

(a) [15 points] Insert 14* into the B+tree. Select the resulting tree.

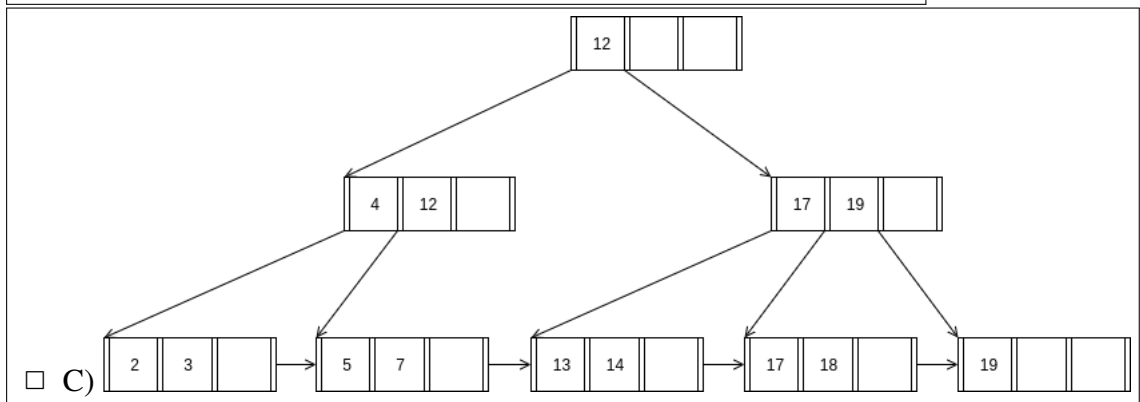
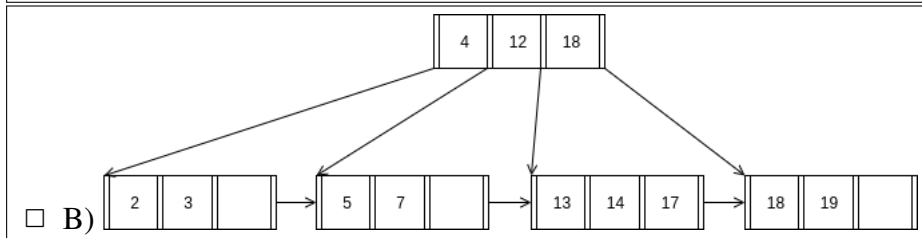
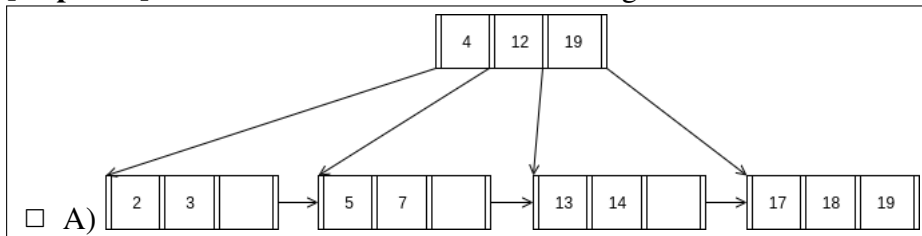


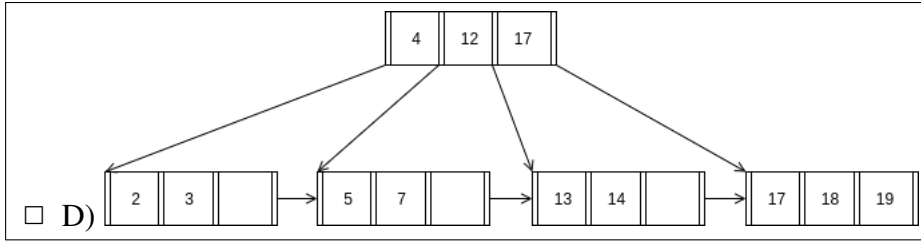


(b) [5 points] How many pointers (parent-to-child and sibling-to-sibling) do you chase to find all keys between 5 and 15?

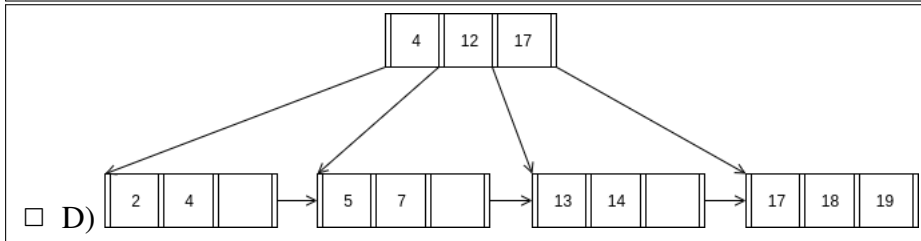
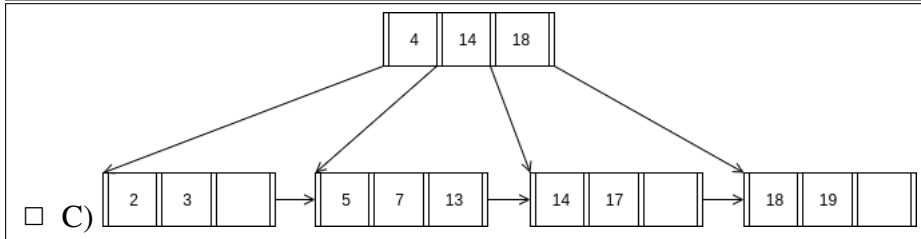
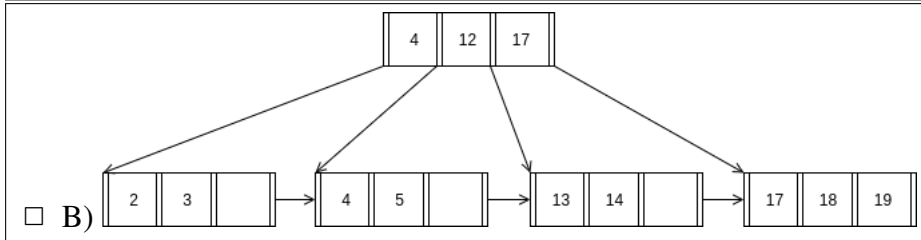
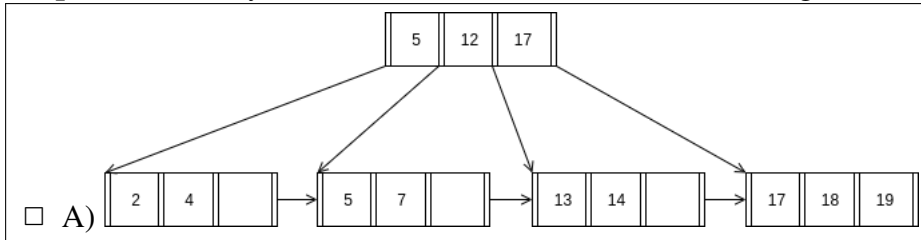
- 2 3 4 5 6 7

(c) [15 points] Then delete 23*. Select the resulting tree.





(d) [10 points] Finally insert 4* and delete 3*. Select the resulting tree.



Question 3: Extendible Hashing.....[25 points]

Consider an extendible hashing structure such that:

- Each bucket can hold up to two records.
- The hashing function uses the lowest g bits, where g is the global depth.

(a) Starting from an empty table, insert keys 15, 2, 31, 11.

i. [3 points] What is the global depth of the resulting table?

- 0 1 2 3 4 None of the above

ii. [3 points] What is the local depth the bucket containing 2?

- 0 1 2 3 4 None of the above

iii. [3 points] What is the local depth of the bucket containing 31?

- 0 1 2 3 4 None of the above

(b) Starting from the result in (a), you insert keys 6, 9, 23, 12, 11.

i. [4 points] Which key will first cause a split (without doubling the size of the table)?

- 6 9 23 12 11 None of the above

ii. [4 points] Which key will first make the table double in size?

- 6 9 23 12 11 None of the above

(c) Now consider the table below, along with the following deletion rules:

1. If two buckets have the same local depth d , and share the first $d - 1$ bits of their indexes (e.g. 010 and 110 share the first 2 bits), then they can be merged if the total capacity fits in a single bucket. The resulting local depth is $d - 1$.
2. If the global depth g becomes strictly greater than all local depths, then the table can be halved in size. The resulting global depth is $g - 1$.

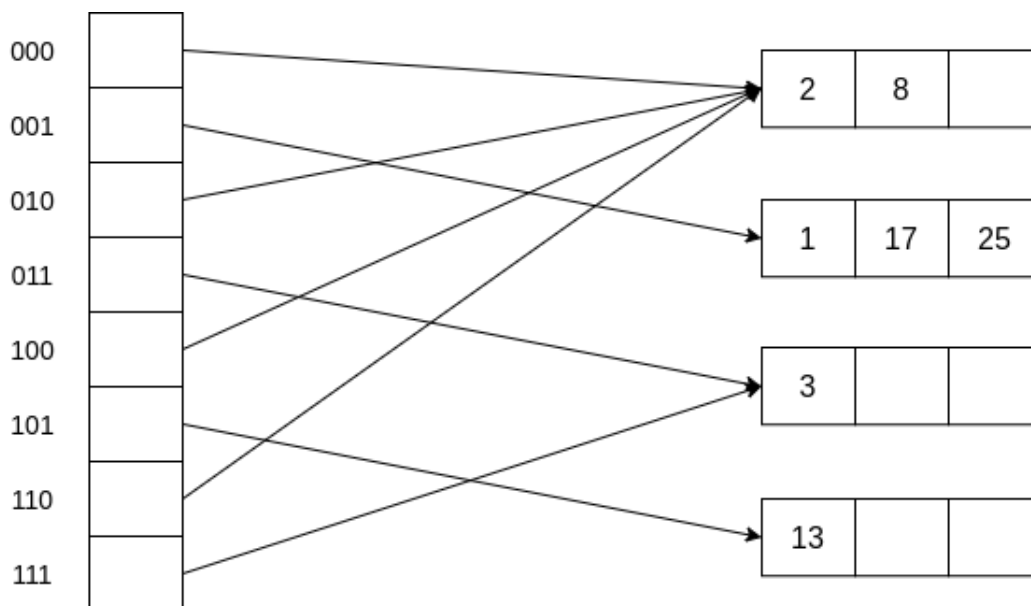


Figure 3: Extendible Hash Table along with the indexes of each bucket

Starting from the table above, delete keys 3, 8, 1, 2, 17.

- i. **[4 points]** Which deletion first causes a reduction in a local depth.
 3 8 1 2 17 None of the above
- ii. **[4 points]** Which deletion first causes a reduction in global depth.
 3 8 1 2 17 None of the above

Question 4: Suffix Trees [10 points]

Consider the following suffix tree for **unsigned 32-bit integers**.

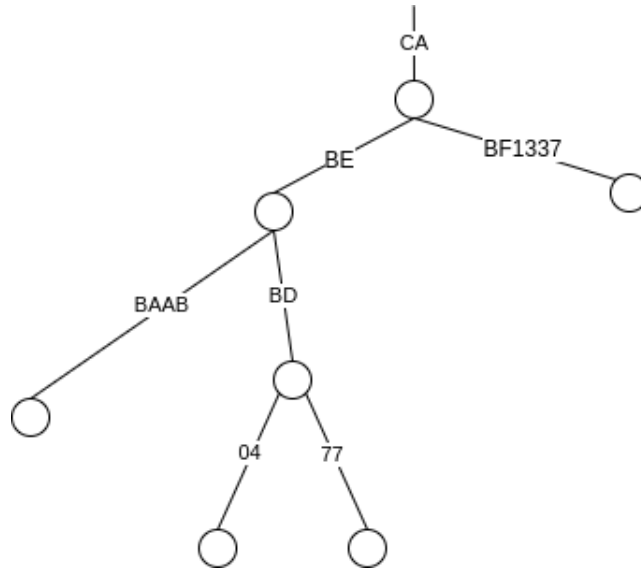


Figure 4: Suffix Tree

(a) [3 points] Which of the following elements belong to the suffix tree. Select all that apply.

- 0xCABEACCA
- 0xCA1337BF
- 0x77BDBECA
- 0xBAABCABE
- 0xCABEBC04
- None of the above

(b) [7 points] Insert the key 0xCABEBADE. Select the resulting tree.

