

Carnegie Mellon University

DATABASE SYSTEMS

Timestamp Ordering

LECTURE #19 » 15-445/645 FALL 2025 » PROF. ANDY PAVLO



ADMINISTRIVIA



Project #3 is due Sunday Nov 16th @ 11:59pm

→ Recitation Video + Slides (see [@235](#))

→ Saturday Office Hours Nov 15th @ 3:00-5:00pm (GHC 5207)

Homework #5 is due Sunday Nov 23rd @ 11:59

UPCOMING DATABASE TALKS



Mooncake (DB Seminar)

- Monday Nov 10th @ 4:30pm
- Zoom



dbt (DB Meeting)

- Tuesday Nov 11th @ 12:00pm
- GHC 8115
- Info Session @ 2:30pm ([@260](#))



Firebolt (DB Seminar)

- Monday Nov 17th @ 4:30pm
- Zoom



LAST CLASS



We discussed concurrency control protocols for generating conflict serializable schedules without needing to know what queries a txn will execute.

Two-phase locking (2PL) is a pessimistic protocol requires txns to acquire locks on database objects before they are allowed to access them.

OBSERVATION

If you assume that conflicts between txns are **rare** and that most txns are **short-lived**, then forcing txns to acquire locks adds unnecessary overhead.

A better concurrency control protocol could be one that is optimized for the no-conflict case...

T/O CONCURRENCY CONTROL



The DBMS uses timestamps to determine the serializability order of txns.

If $TS(T_i) < TS(T_j)$, then the DBMS must ensure that the execution schedule is equivalent to the serial schedule where T_i appears before T_j .

Each database object (e.g., tuple) will include additional fields to keep track of timestamp(s) of the txns that last accessed/modified them.

TIMESTAMP ALLOCATION



Each txn T_i is assigned a unique fixed timestamp that is monotonically increasing.

- Let $TS(T_i)$ be the timestamp allocated to txn T_i .
- Different concurrency control protocols assign timestamps at different times during the txn.

Multiple implementation strategies:

- System/Wall Clock (e.g., CPU clock, RDTSC, external clocks).
- Logical Counter.
- Hybrid.

TODAY'S AGENDA



Optimistic Concurrency Control

Phantom Reads

Isolation Levels

OPTIMISTIC CONCURRENCY CONTROL (OCC)

T/O protocol where DBMS creates a private workspace for each txn.

- Any object read is copied into workspace.
- Modifications are applied to workspace.

When a txn commits, the DBMS compares workspace write set to see whether it conflicts with other txns.

If there are no conflicts, the write set is installed into the “global” database.

On Optimistic Methods for Concurrency Control

H.T. KUNG and JOHN T. ROBINSON
Carnegie-Mellon University

Most current approaches to concurrency control in database systems rely on locking of data objects as a control mechanism. In this paper, two families of nonlocking concurrency controls are presented. The methods used are “optimistic” in the sense that they rely mainly on transaction backup as a control mechanism, “hoping” that conflicts between transactions will not occur. Applications for which these methods should be more efficient than locking are discussed.

Key Words and Phrases: databases, concurrency controls, transaction processing
CR Categories: 4.32, 4.33

1. INTRODUCTION

Consider the problem of providing shared access to a database organized as a collection of objects. We assume that certain distinguished objects, called the roots, are always present and access to any object other than a root is gained only by first accessing a root and then following pointers to that object. Any sequence of accesses to the database that preserves the integrity constraints of the data is called a *transaction* (see, e.g., [4]).

If our goal is to maximize the throughput of accesses to the database, then there are at least two cases where highly concurrent access is desirable.

- (1) The amount of data is sufficiently great that at any given time only a fraction of the database can be present in primary memory, so that it is necessary to swap parts of the database from secondary memory as needed.
- (2) Even if the entire database can be present in primary memory, there may be multiple processors.

In both cases the hardware will be underutilized if the degree of concurrency is too low.

However, as is well known, unrestricted concurrent access to a shared database will, in general, cause the integrity of the database to be lost. Most current

Permission to copy without fee all or part of this material is granted provided that the copies are not made or distributed for direct commercial advantage, the ACM copyright notice and the title of the publication and its date appear, and notice is given that copying is by permission of the Association for Computing Machinery. To copy otherwise, or to republish, requires a fee and/or specific permission.

This research was supported in part by the National Science Foundation under Grant MCS 78-236-76 and the Office of Naval Research under Contract N00014-76-C-0370.

Authors' address: Department of Computer Science, Carnegie-Mellon University, Pittsburgh, PA 15213.
© 1981 ACM 0362-5915/81/0000-0213 \$00.75

ACM Transactions on Database Systems, Vol. 6, No. 2, June 1981, Pages 213-228.

OCC PHASES

Phase #1: Read

- Track the read/write sets of txns and store their writes in a private workspace.
- DBMS copies every tuple that the txn accesses from the shared database to its workspace ensure repeatable reads.

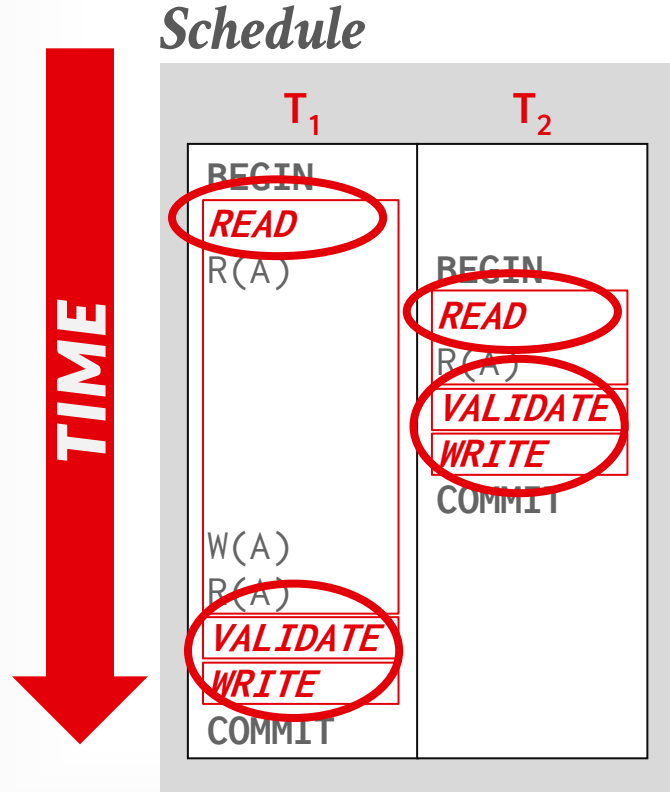
Phase #2: Validation

- Assign the txn a unique timestamp (**TS**) and then check whether it conflicts with other txns.

Phase #3: Write

- If validation succeeds, set the write timestamp (**W-TS**) to all modified objects in private workspace and install them into the global database. Otherwise abort txn.

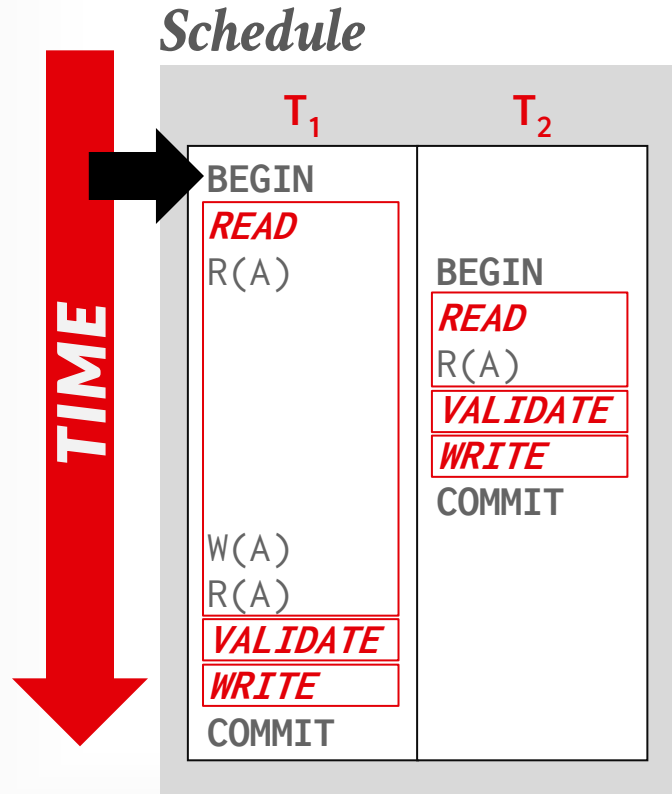
OCC EXAMPLE



Database

Object	Value	W-TS
A	123	0
-	-	-

OCC EXAMPLE



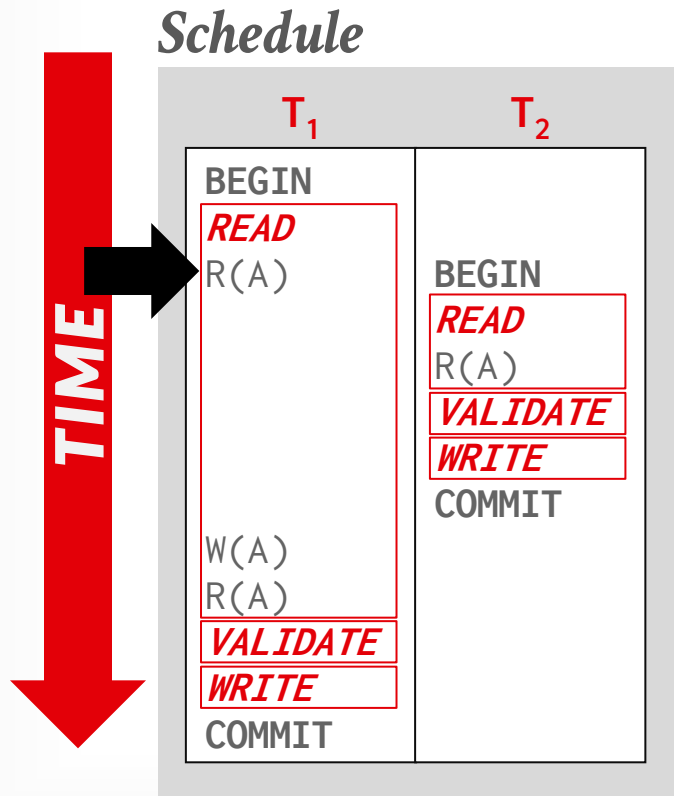
Database

Object	Value	W-TS
A	123	0
-	-	-

T₁ Workspace

Object	Value	W-TS
-	-	-
-	-	-

OCC EXAMPLE



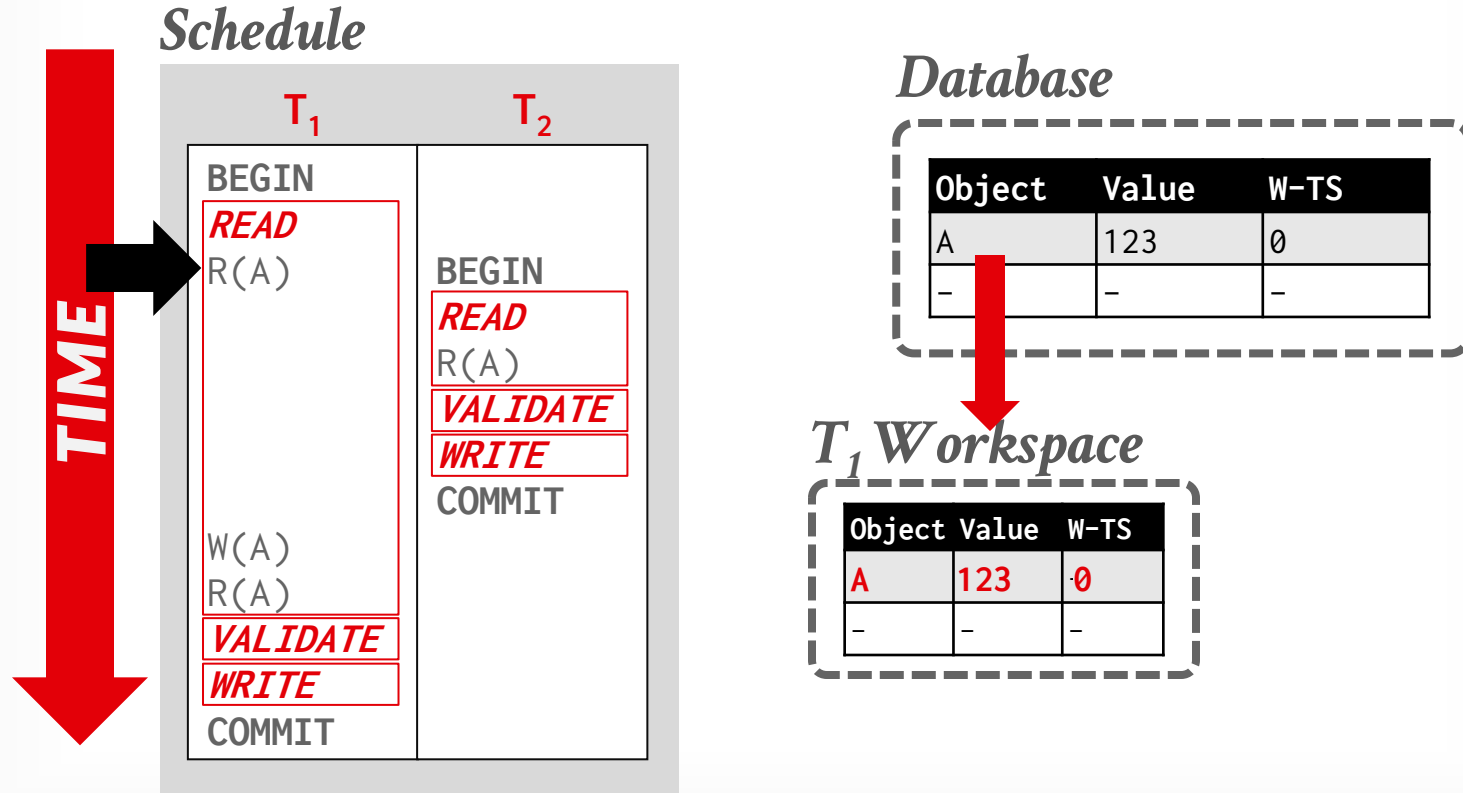
Database

Object	Value	W-TS
A	123	0
-	-	-

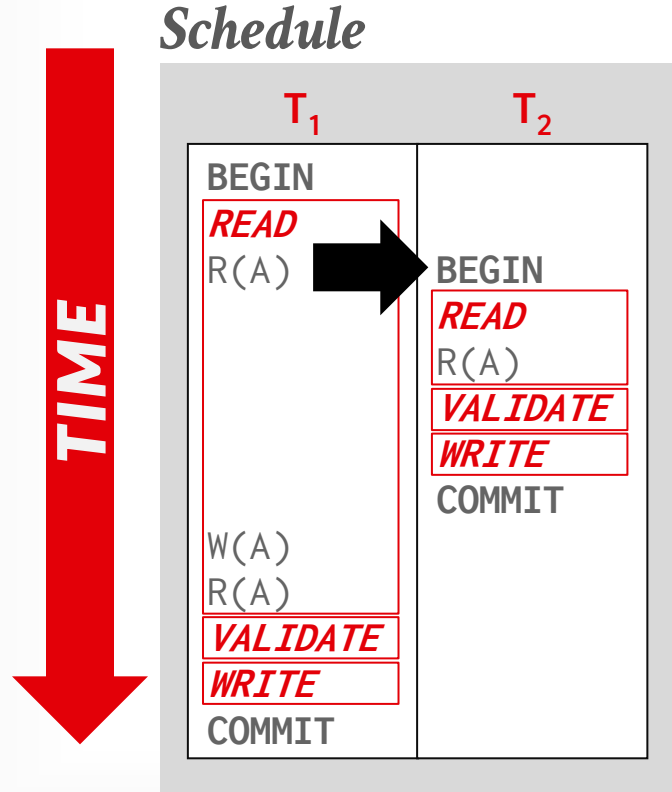
T_1 Workspace

Object	Value	W-TS
-	-	-
-	-	-

OCC EXAMPLE



OCC EXAMPLE



Database

Object	Value	W-TS
A	123	0
-	-	-

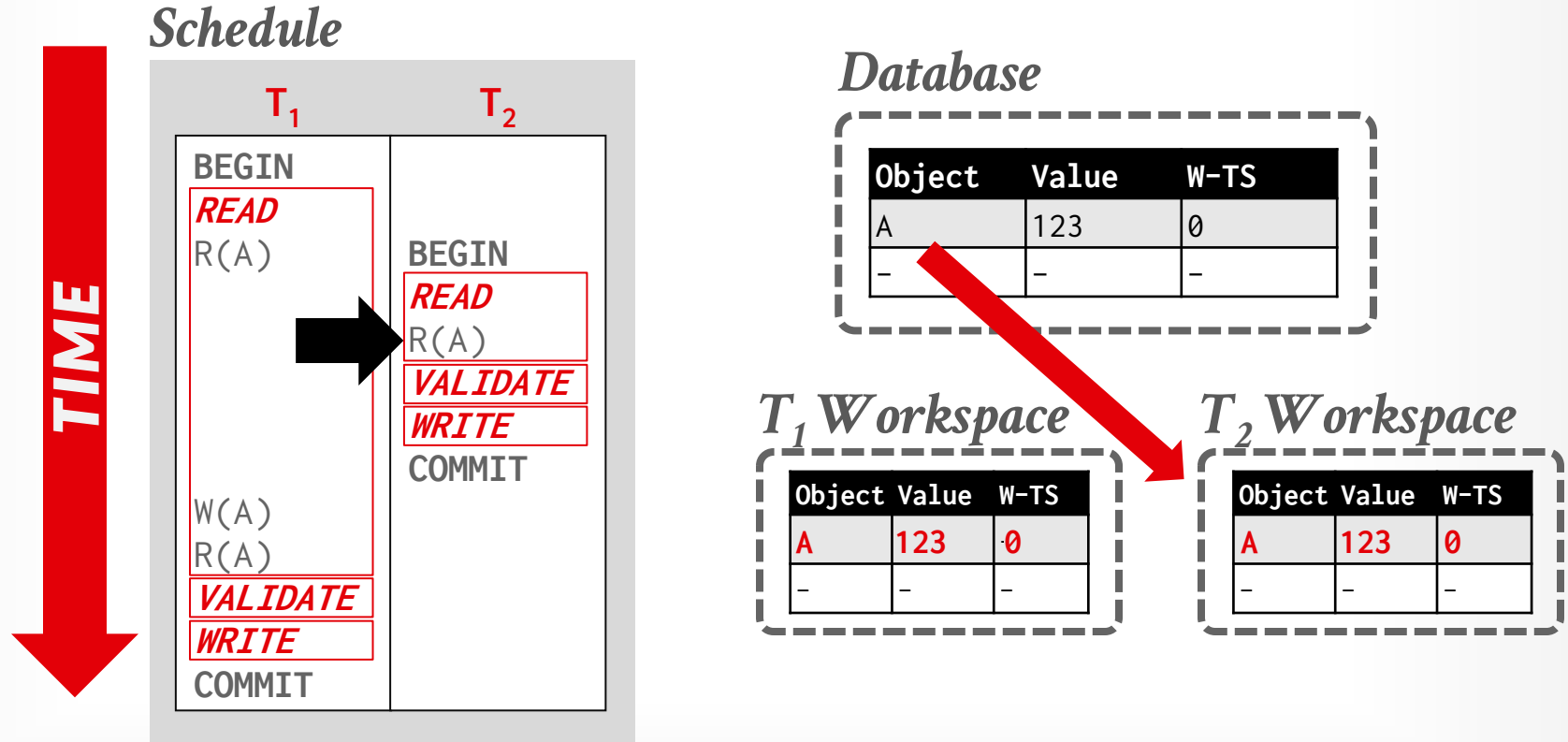
T₁ Workspace

Object	Value	W-TS
A	123	0
-	-	-

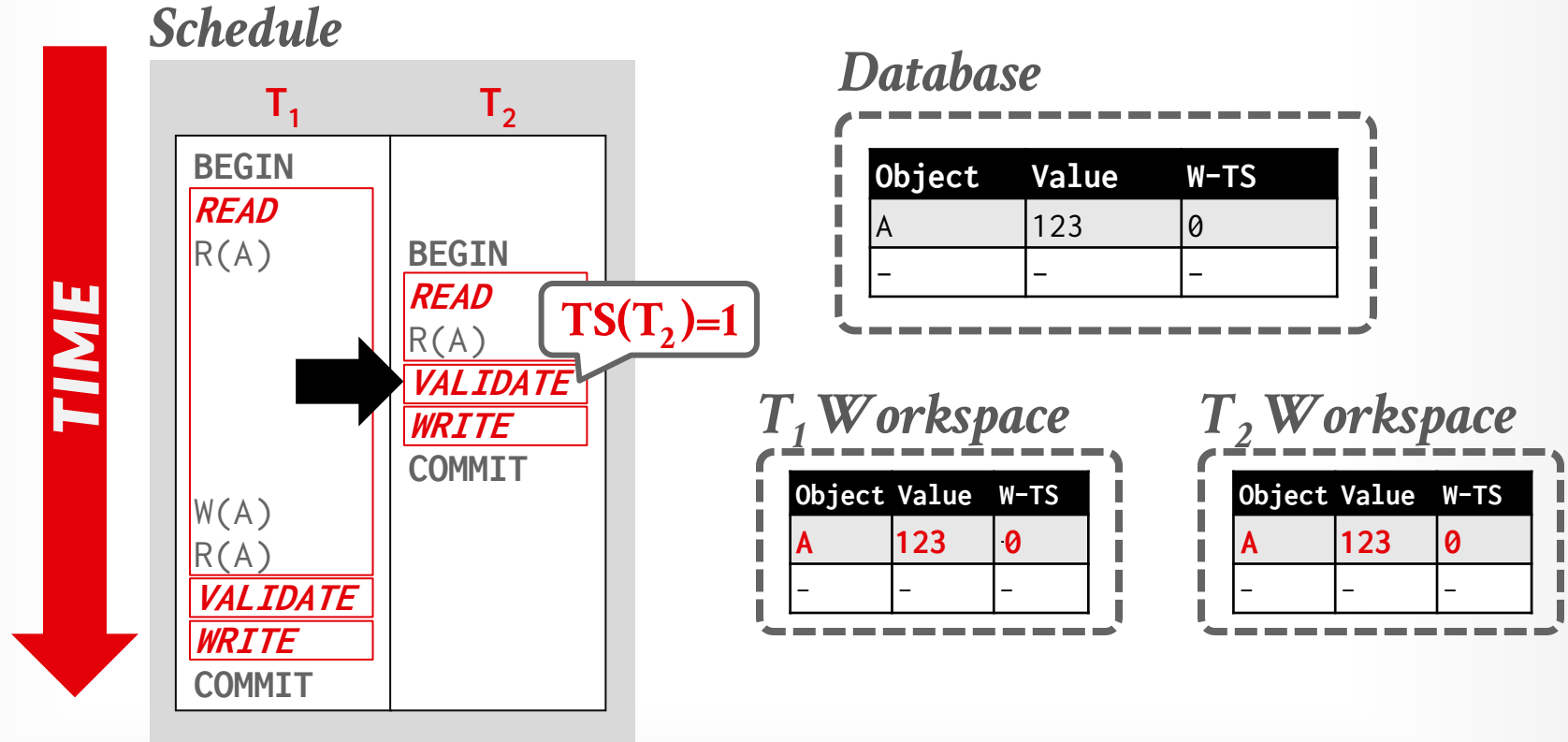
T₂ Workspace

Object	Value	W-TS
-	-	-
-	-	-

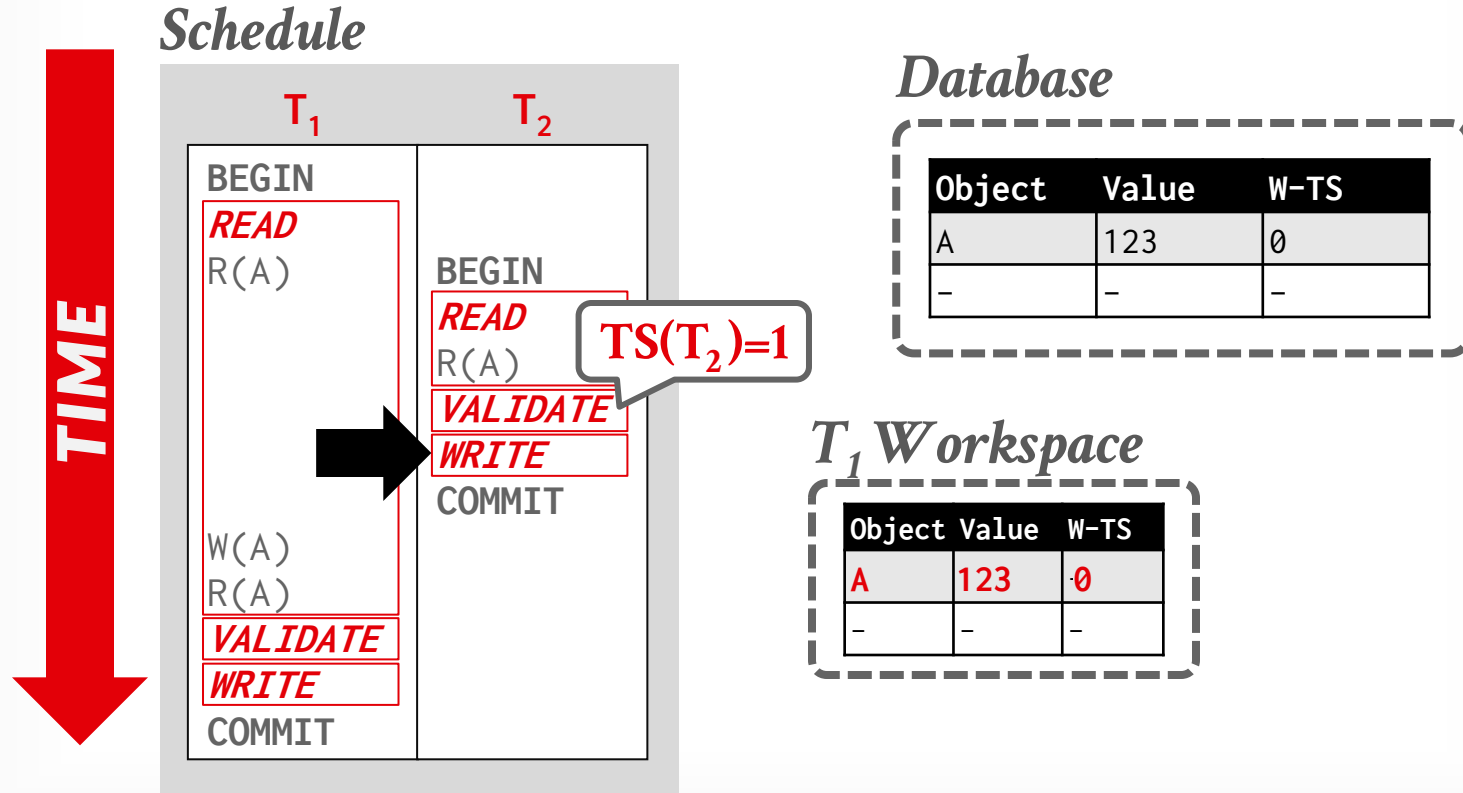
OCC EXAMPLE



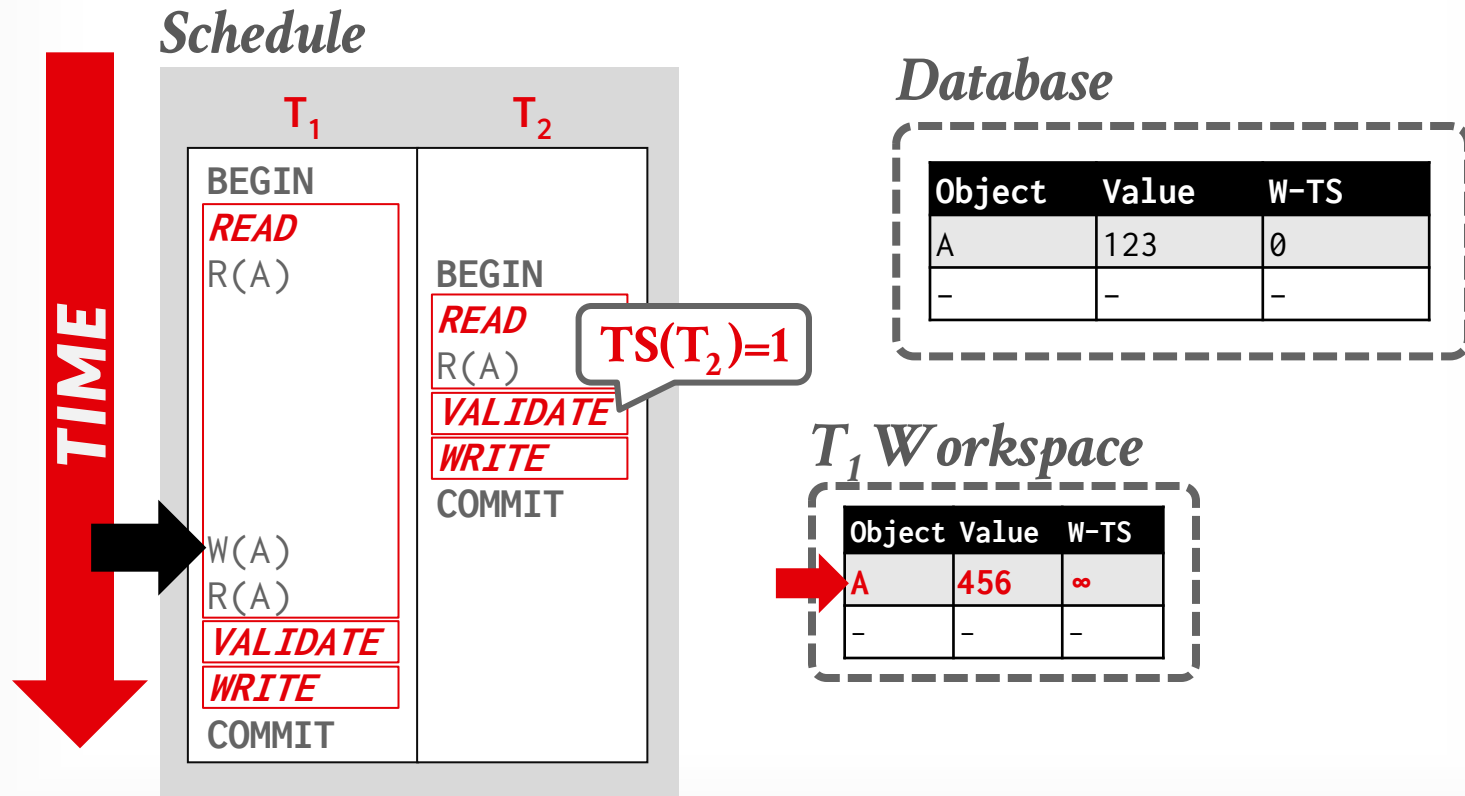
OCC EXAMPLE



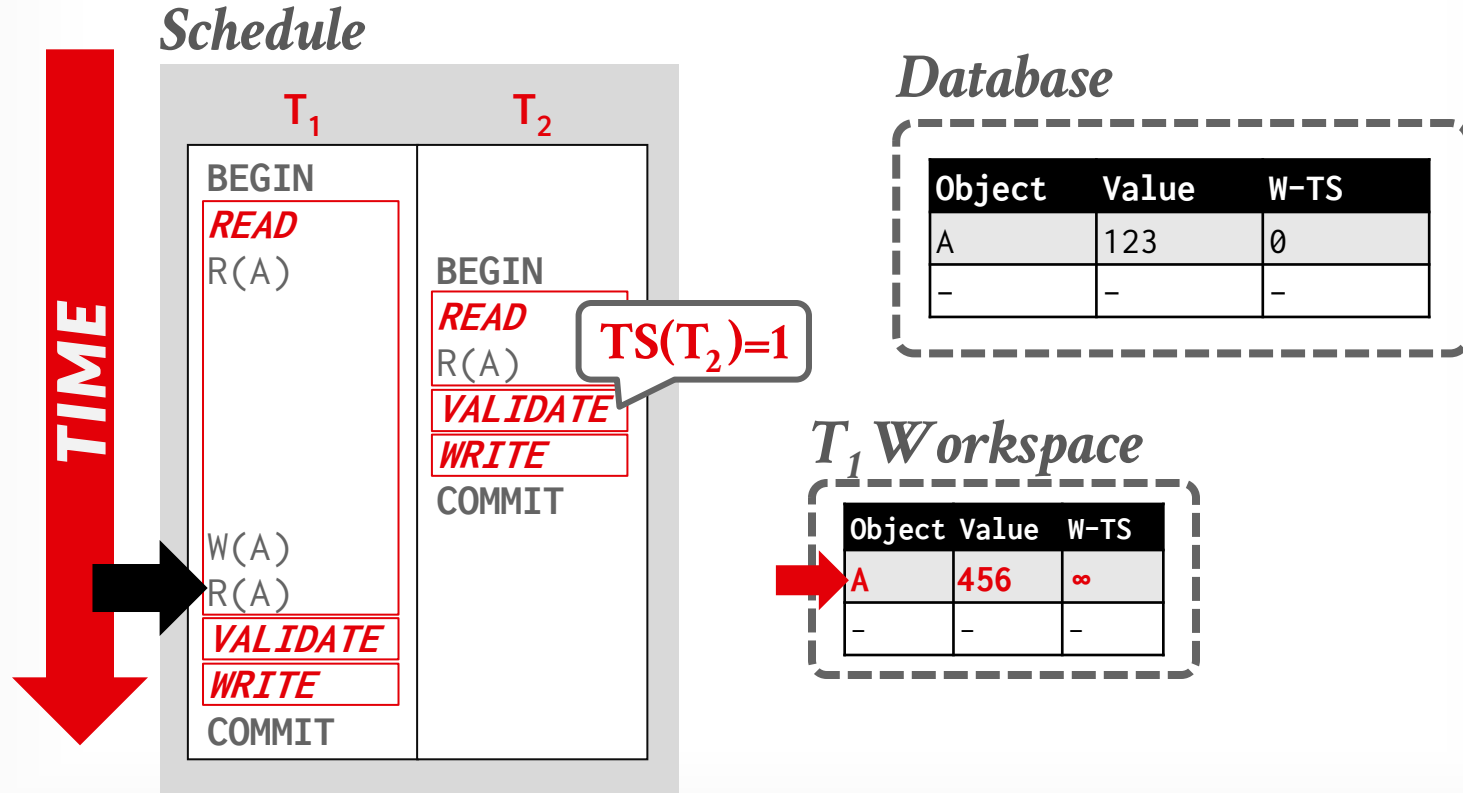
OCC EXAMPLE



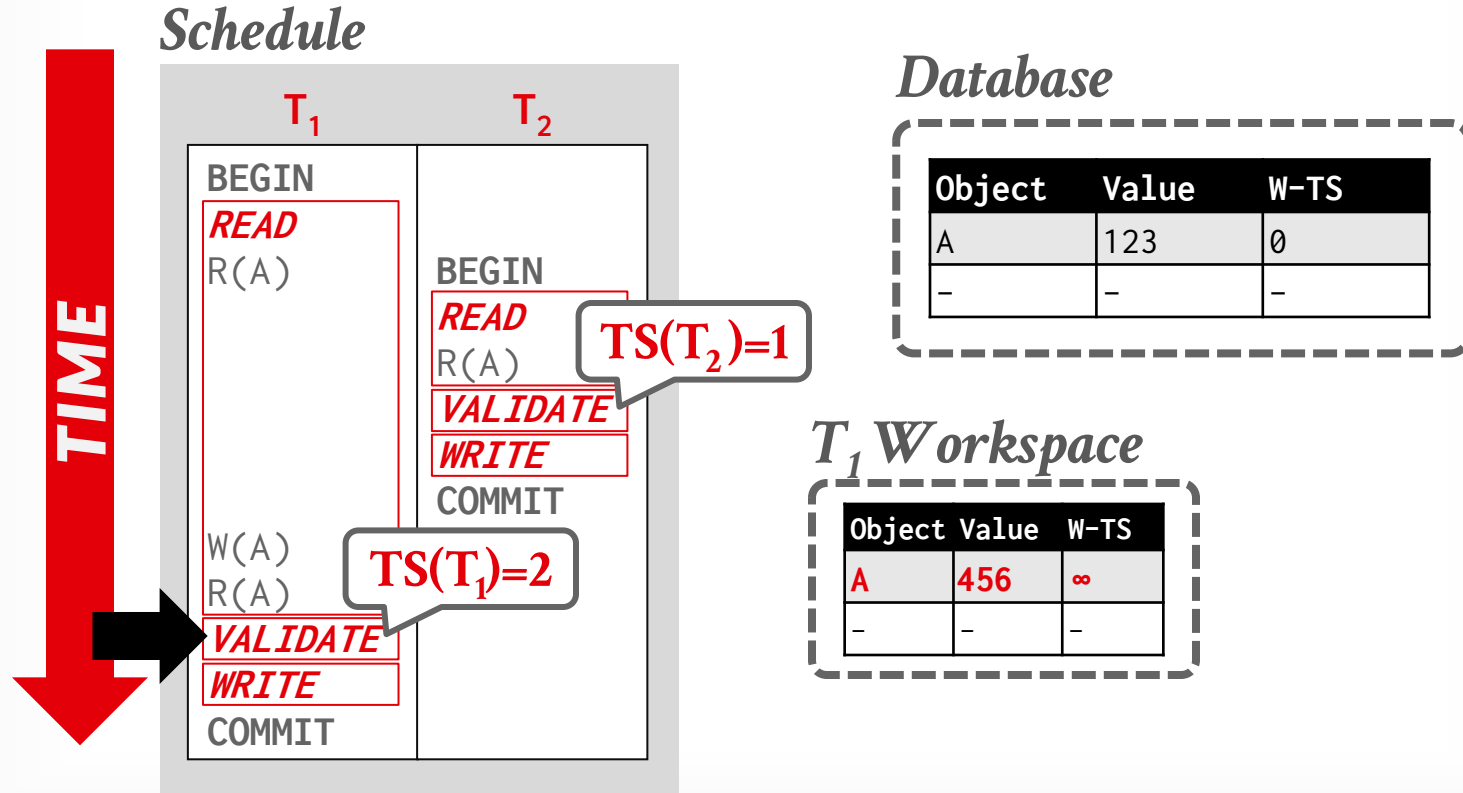
OCC EXAMPLE



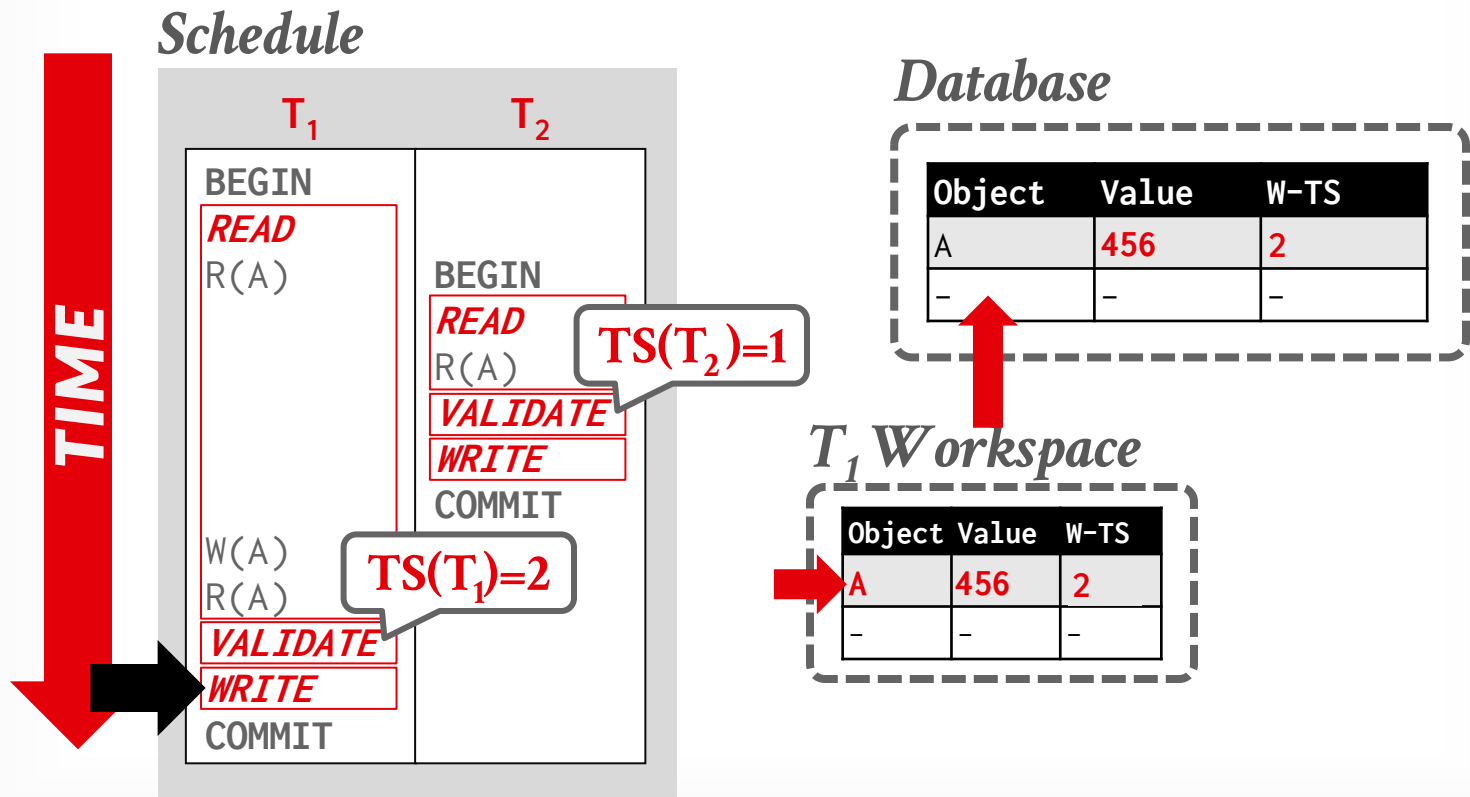
OCC EXAMPLE



OCC EXAMPLE



OCC EXAMPLE



OCC: READ PHASE

Track the read/write sets of txns and store their writes in a private workspace.

The DBMS copies every tuple that the txn accesses from the shared database to its workspace ensure repeatable reads.

→ We are ignoring for now what happens if a txn reads/writes tuples via indexes.

OCC: VALIDATION PHASE

When txn T_i invokes **COMMIT**, the DBMS checks if it conflicts with other txns.

- Original OCC algorithm uses serial validation.
- Parallel validation requires each txn check read/write sets of other txns trying to validate at the same time.

DBMS needs to guarantee only serializable schedules are permitted.

- **Approach #1: Backward Validation**
- **Approach #2: Forward Validation**

OCC: VALIDATION PHASE

Forward Validation: Check whether the committing txn intersects its read/write sets with any active txns that have not yet committed.

Backward Validation: Check whether the committing txn intersects its read/write sets with those of any txns that have already committed.  *More Common*



OCC: VALIDATION PHASE

Forward Validation: Check whether the committing txn intersects its read/write sets with any active txns that have not yet committed.

Backward Validation: Check whether the committing txn intersects its read/write sets with those of any txns that have already committed. ← *More Common*



OCC: FORWARD VALIDATION

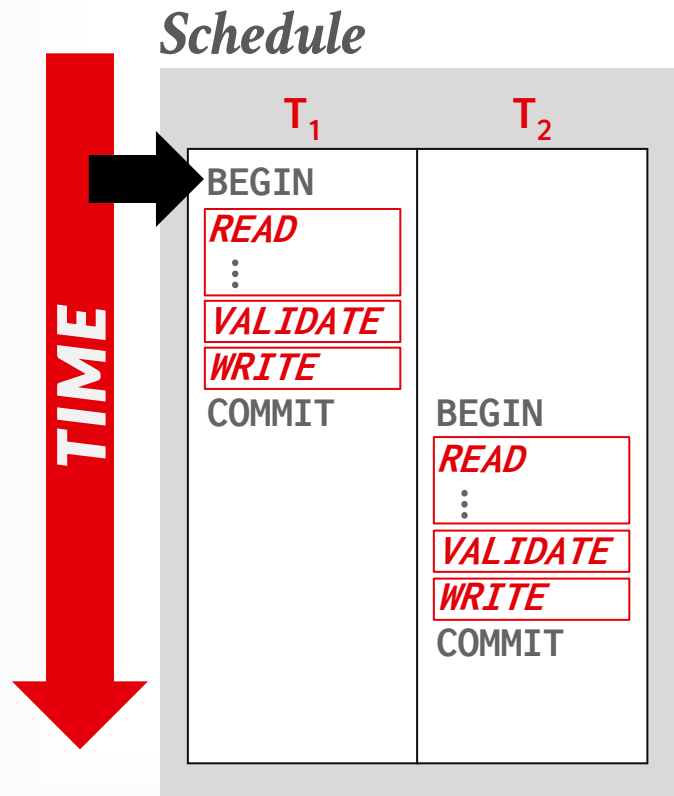
The DBMS assigns the txn a unique timestamp at the beginning of the validation phase.

Check the timestamp ordering of the committing txn with all other active txns.

→ An active txn is one that has not committed yet.

If $TS(T_1) < TS(T_2)$, then one of the following three conditions must hold...

OCC: FORWARD VALIDATION CASE #1



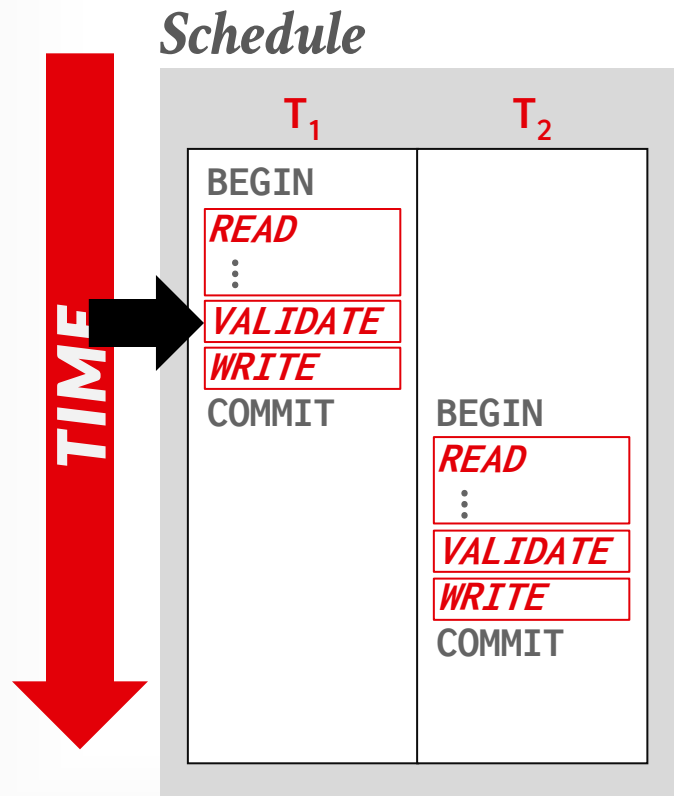
Example: T_1 wants to commit.

If ($T_1 < T_2$), check if T_1 completes its **Write** phase before T_2 begins its **Read** phase.

No conflict as all T_1 's actions happen before T_2 's.

→ This just means that there is serial ordering.

OCC: FORWARD VALIDATION CASE #1



Example: T_1 wants to commit.

If ($T_1 < T_2$), check if T_1 completes its **Write** phase before T_2 begins its **Read** phase.

No conflict as all T_1 's actions happen before T_2 's.

→ This just means that there is serial ordering.

OCC: FORWARD VALIDATION CASE #2

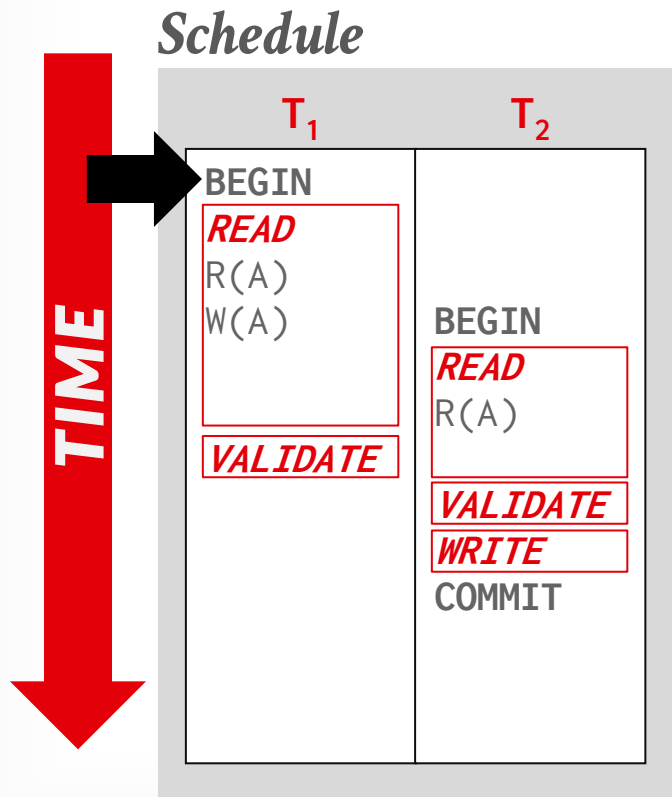


Example: T_1 wants to commit.

If ($T_1 < T_2$), check if T_1 completes its **Write** phase before T_2 starts its **Write** phase and T_1 does not modify to any object read by T_2 .

→ The intersection of T_1 's **WriteSet** with T_2 's **ReadSet** is empty:
 $\text{WriteSet}(T_1) \cap \text{ReadSet}(T_2) = \emptyset$

OCC: FORWARD VALIDATION CASE #2



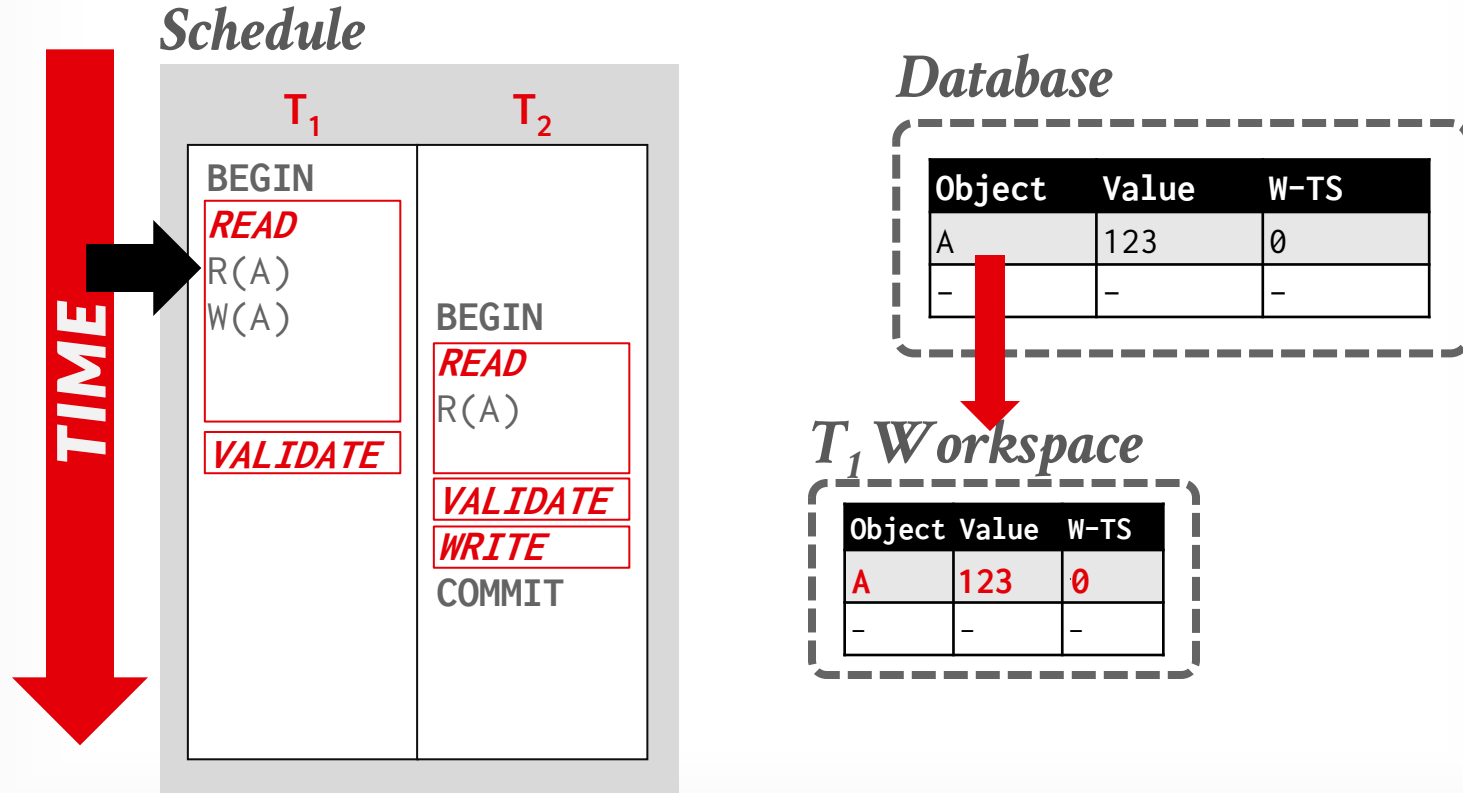
Database

Object	Value	W-TS
A	123	0
-	-	-

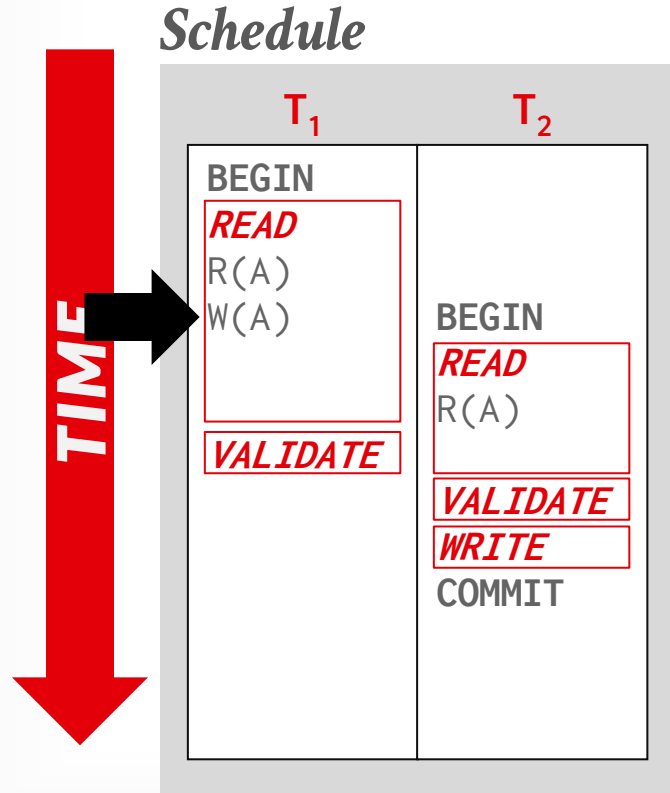
T_1 Workspace

Object	Value	W-TS
-	-	-
-	-	-

OCC: FORWARD VALIDATION CASE #2




OCC: FORWARD VALIDATION CASE #2



Database

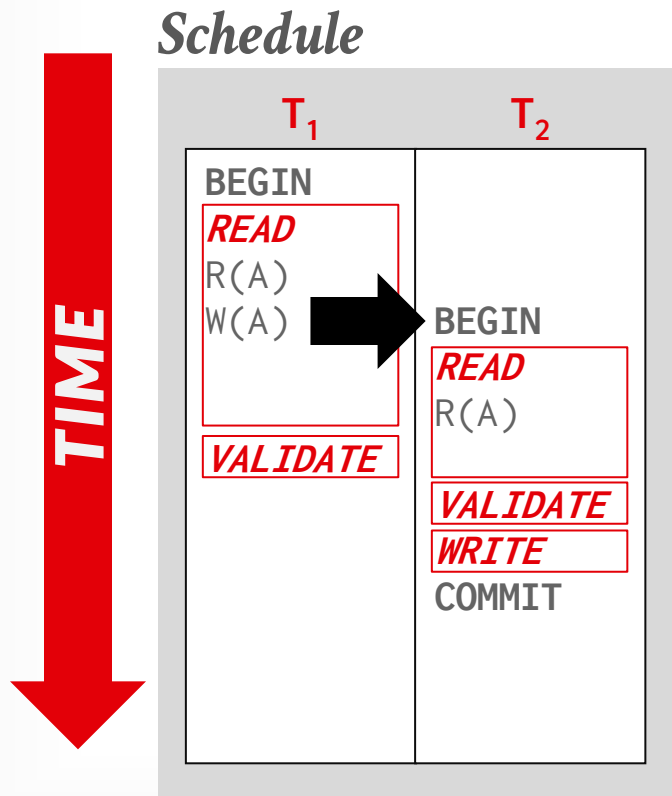
Object	Value	W-TS
A	123	0
-	-	-

T_1 Workspace



Object	Value	W-TS
A	456	∞
-	-	-

OCC: FORWARD VALIDATION CASE #2



Database

Object	Value	W-TS
A	123	0
-	-	-

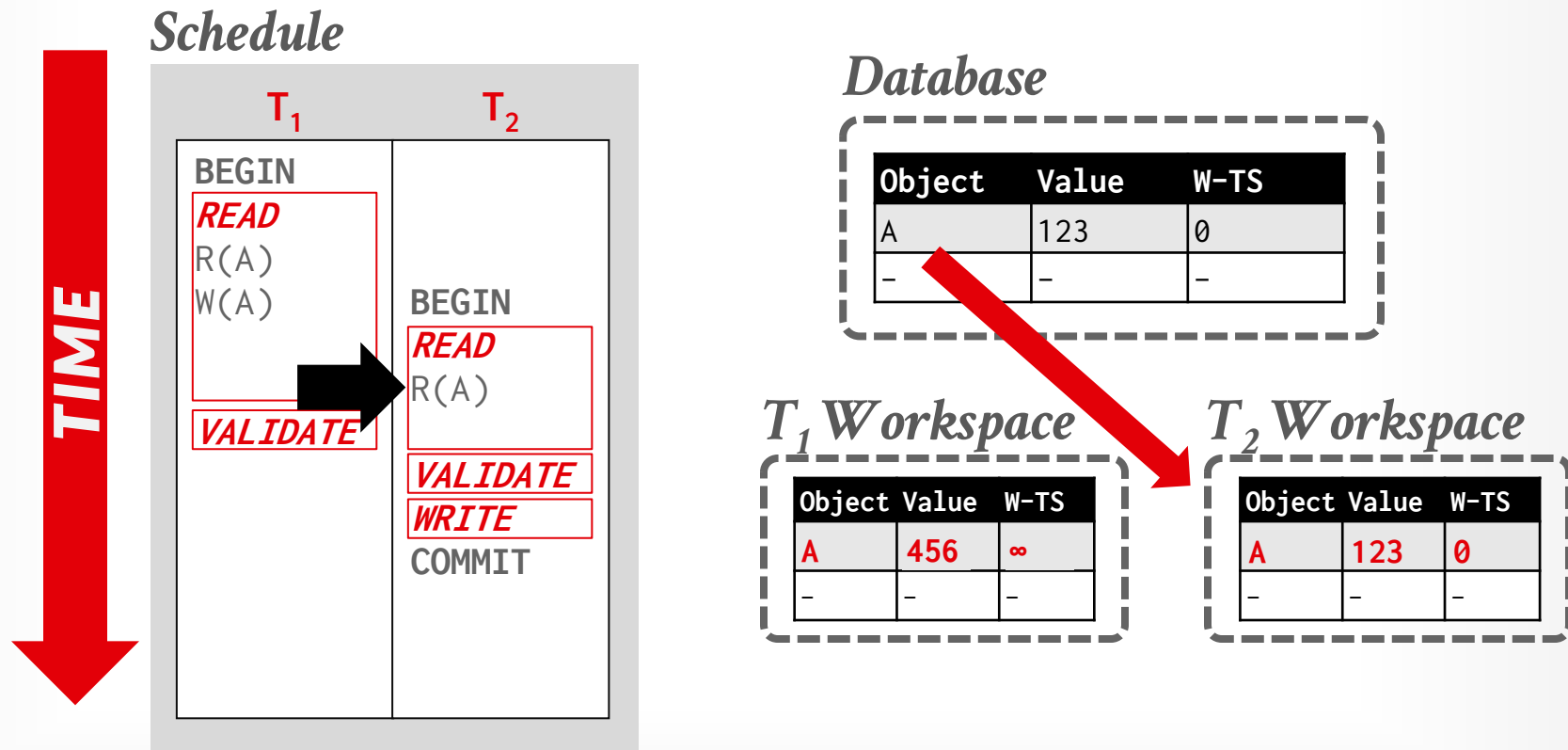
T₁ Workspace

Object	Value	W-TS
A	456	∞
-	-	-

T₂ Workspace

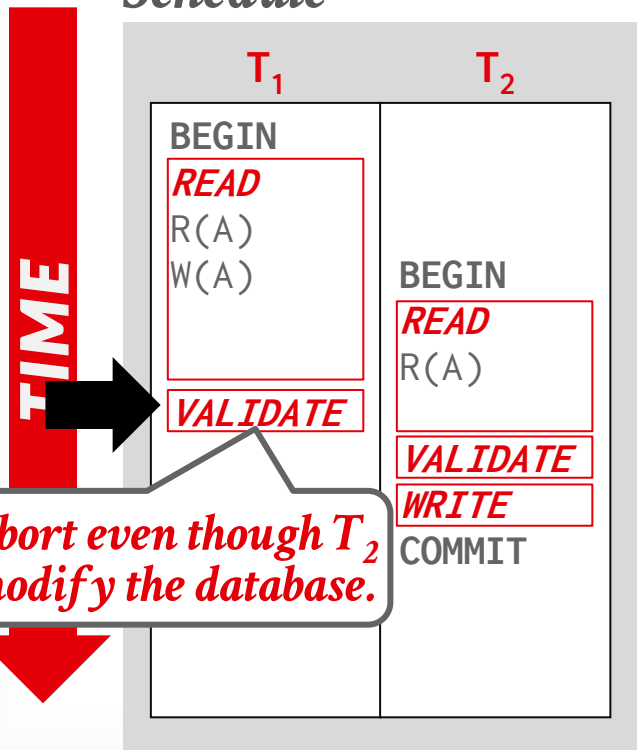
Object	Value	W-TS
-	-	-
-	-	-

OCC: FORWARD VALIDATION CASE #2



OCC: FORWARD VALIDATION CASE #2

Schedule



Database

Object	Value	W-TS
A	123	0
-	-	-

T_1 Workspace

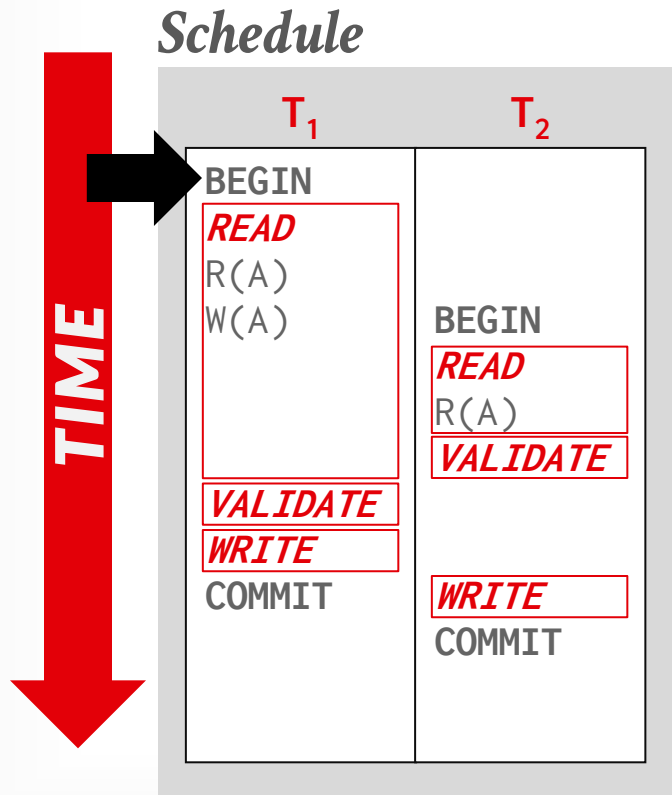
Object	Value	W-TS
A	456	∞
-	-	-

T_2 Workspace

Object	Value	W-TS
A	123	0
-	-	-



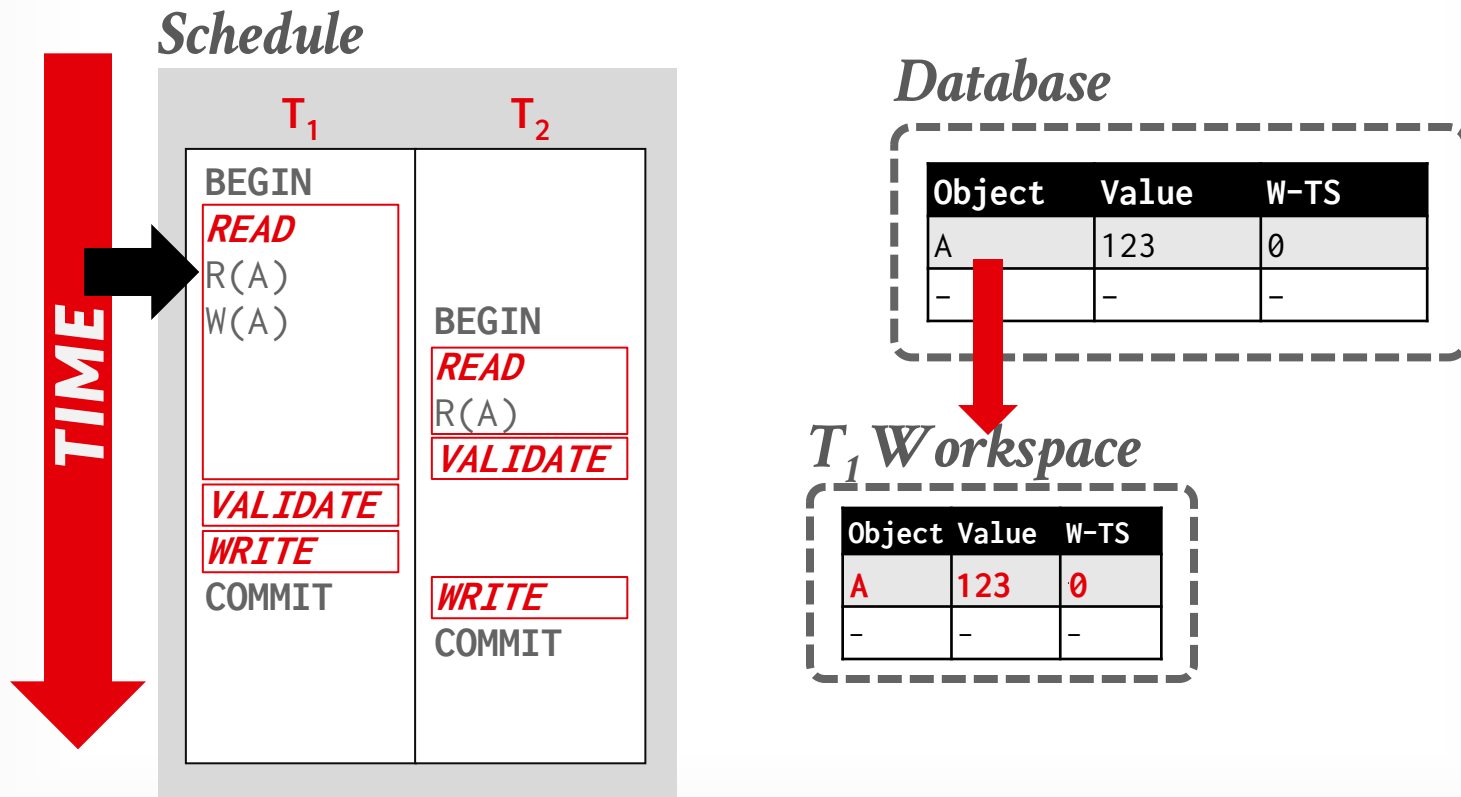
OCC: FORWARD VALIDATION CASE #2



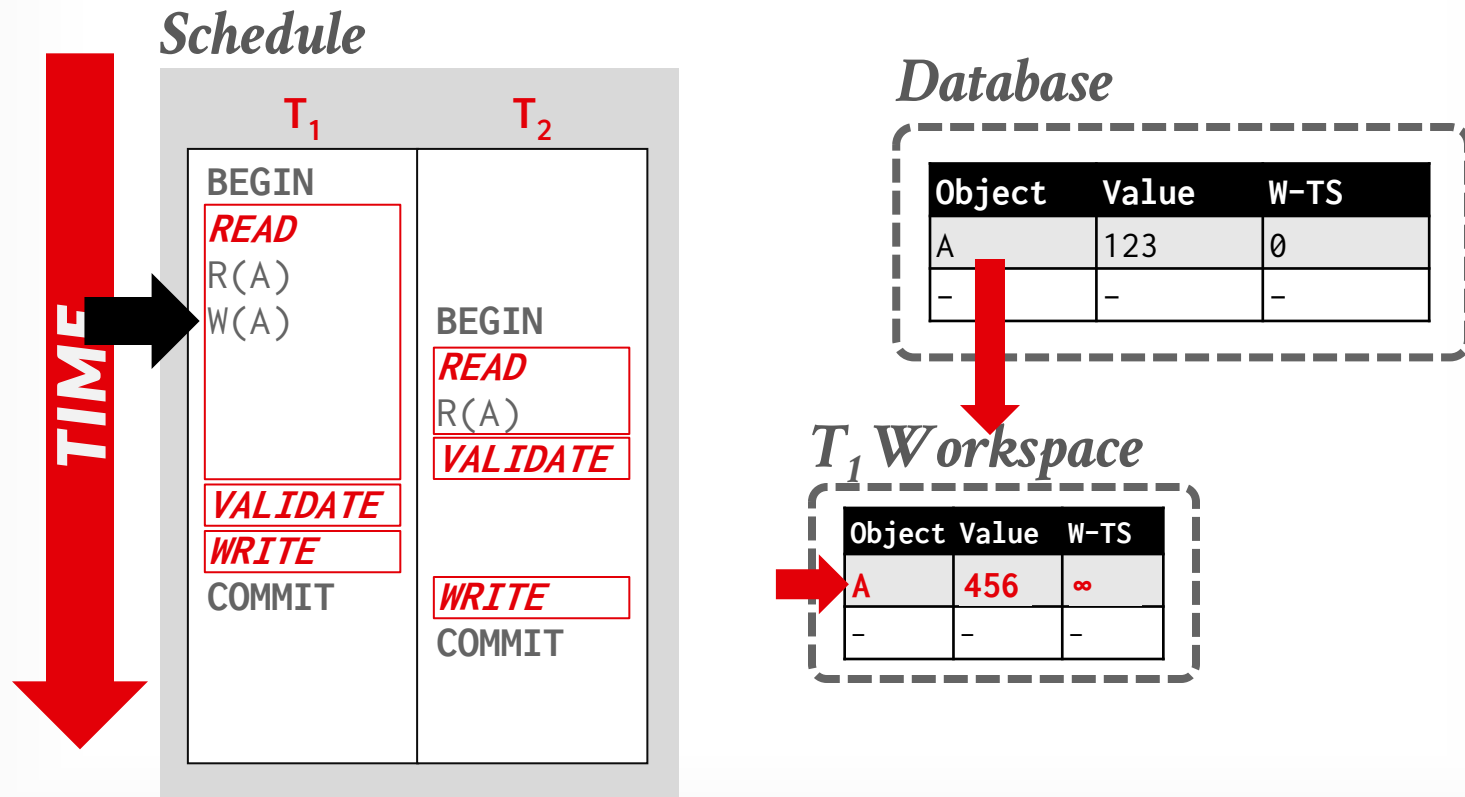
Database

Object	Value	W-TS
A	123	0
-	-	-

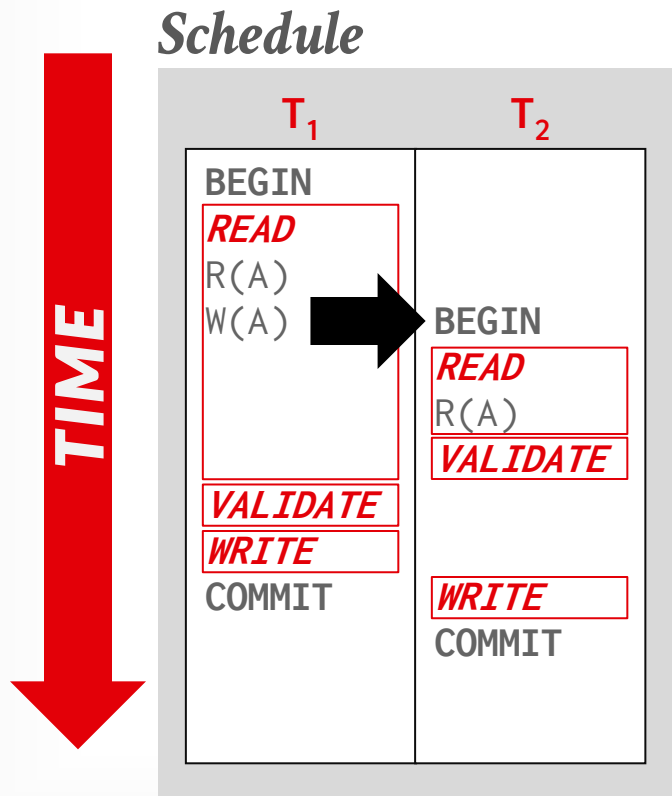
OCC: FORWARD VALIDATION CASE #2



OCC: FORWARD VALIDATION CASE #2



OCC: FORWARD VALIDATION CASE #2



Database

Object	Value	W-TS
A	123	0
-	-	-

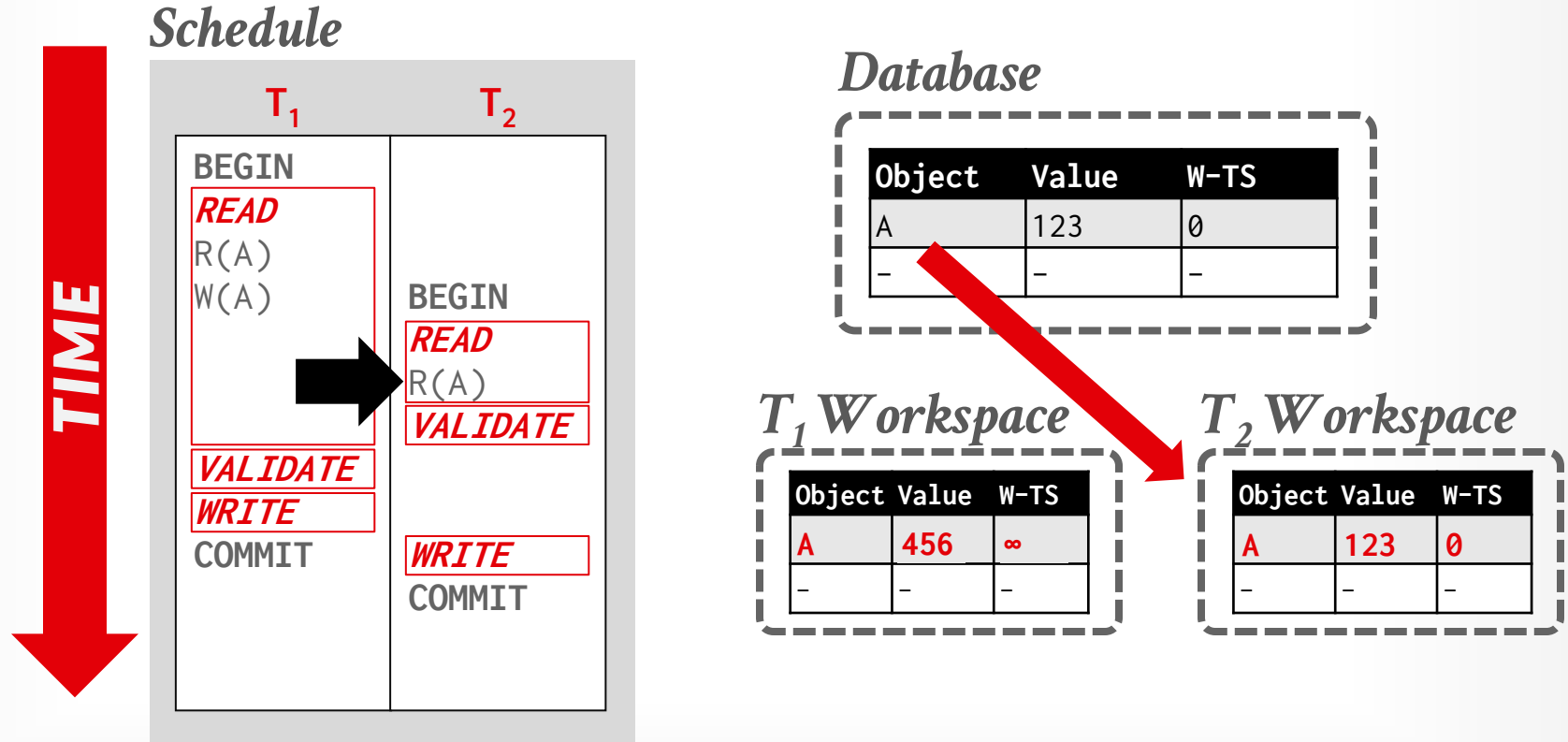
T₁ Workspace

Object	Value	W-TS
A	456	∞
-	-	-

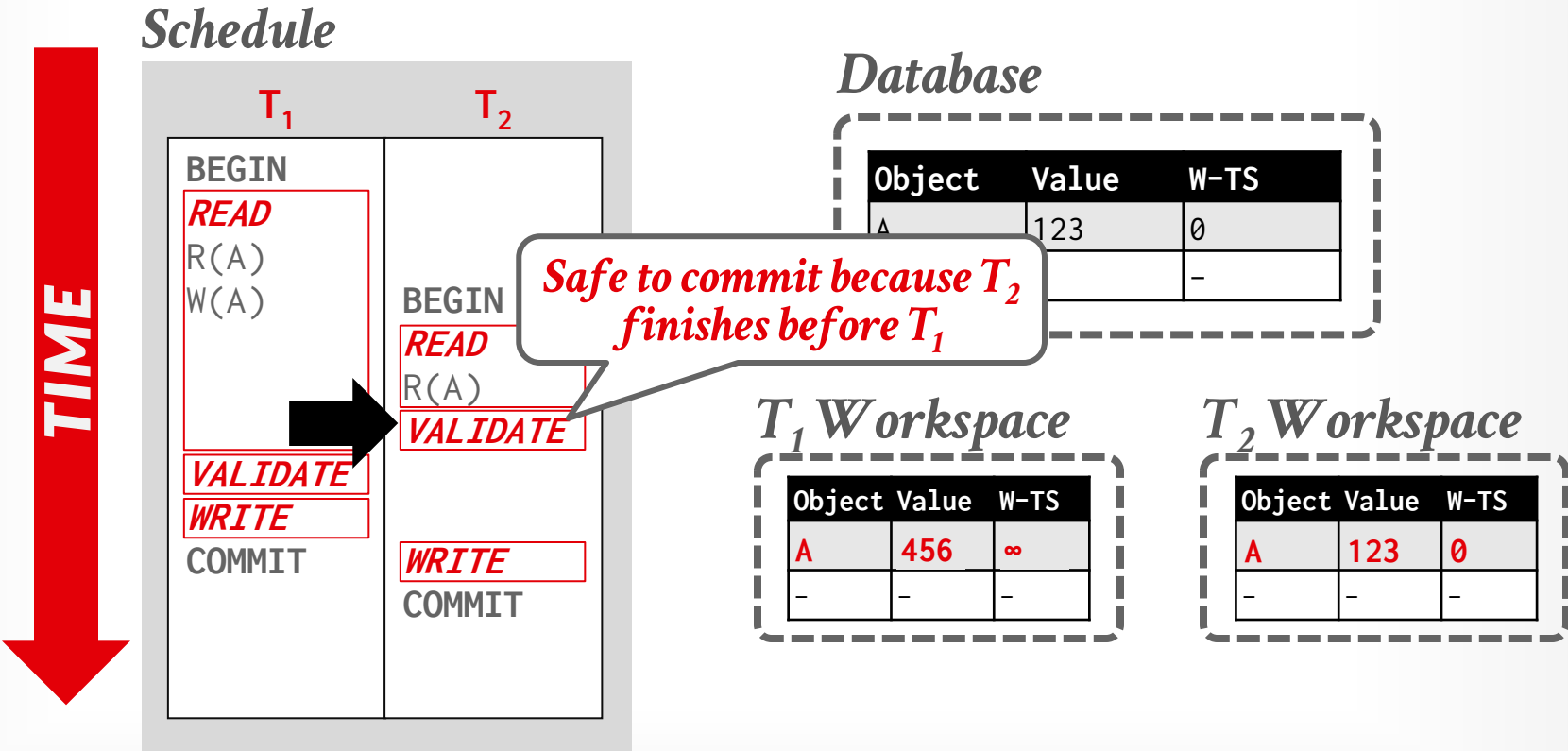
T₂ Workspace

Object	Value	W-TS
-	-	-
-	-	-

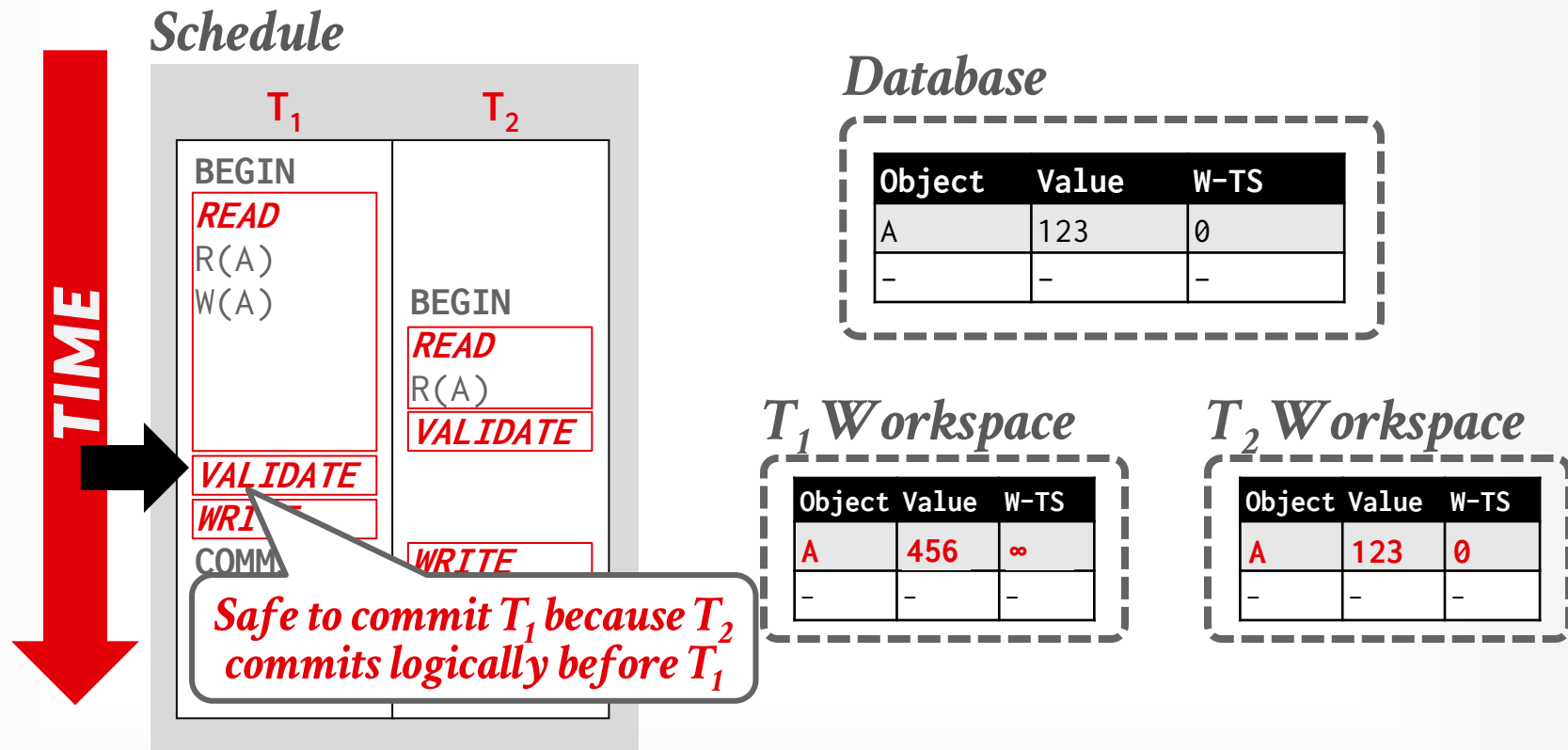
OCC: FORWARD VALIDATION CASE #2



OCC: FORWARD VALIDATION CASE #2



OCC: FORWARD VALIDATION CASE #2



OCC: FORWARD VALIDATION CASE #3



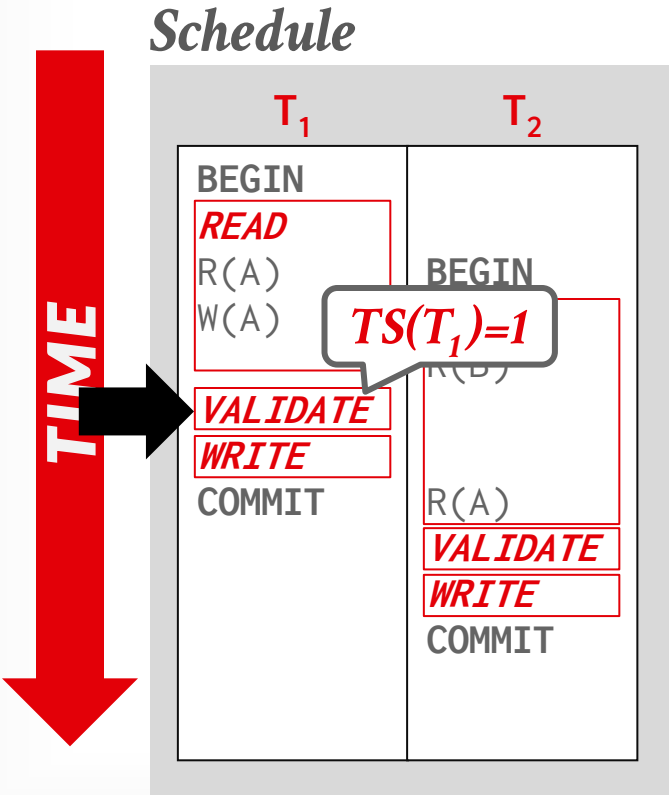
Example: T_1 wants to commit.

If ($T_1 < T_2$), check if T_1 completes its **Read** phase before T_2 completes its **Read** phase and T_1 does not modify any object either read or written by T_2 :

→ $\text{WriteSet}(T_1) \cap \text{ReadSet}(T_2) = \emptyset$

→ $\text{WriteSet}(T_1) \cap \text{WriteSet}(T_2) = \emptyset$

OCC: FORWARD VALIDATION CASE #3



Database

Object	Value	W-TS
A	123	0
B	XYZ	0

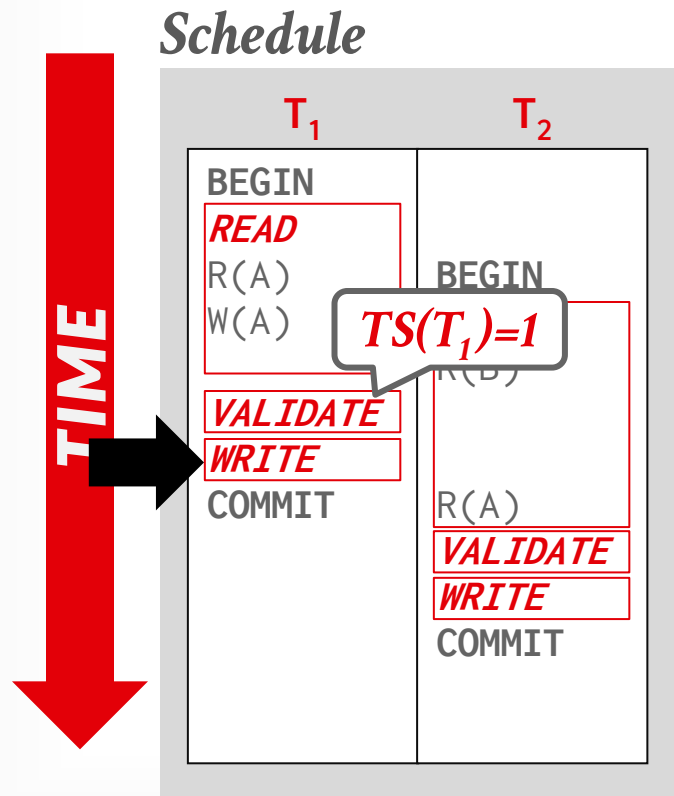
T₁ Workspace

Object	Value	W-TS
A	456	∞
-	-	-

T₂ Workspace

Object	Value	W-TS
B	XYZ	0
-	-	-

OCC: FORWARD VALIDATION CASE #3



Database

Object	Value	W-TS
A	123	0
B	XYZ	0

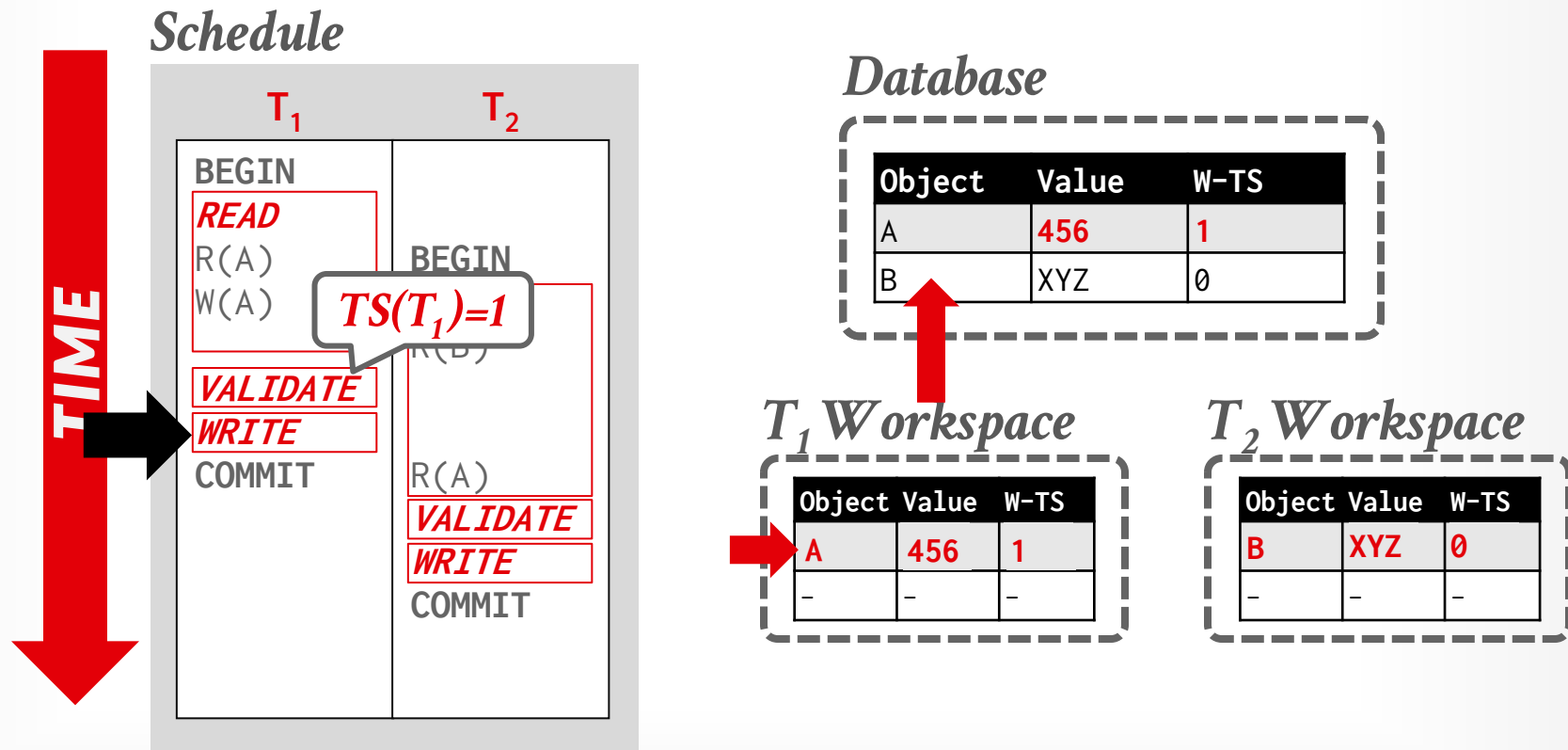
T₁ Workspace

Object	Value	W-TS
<i>A</i>	<i>456</i>	<i>1</i>
-	-	-

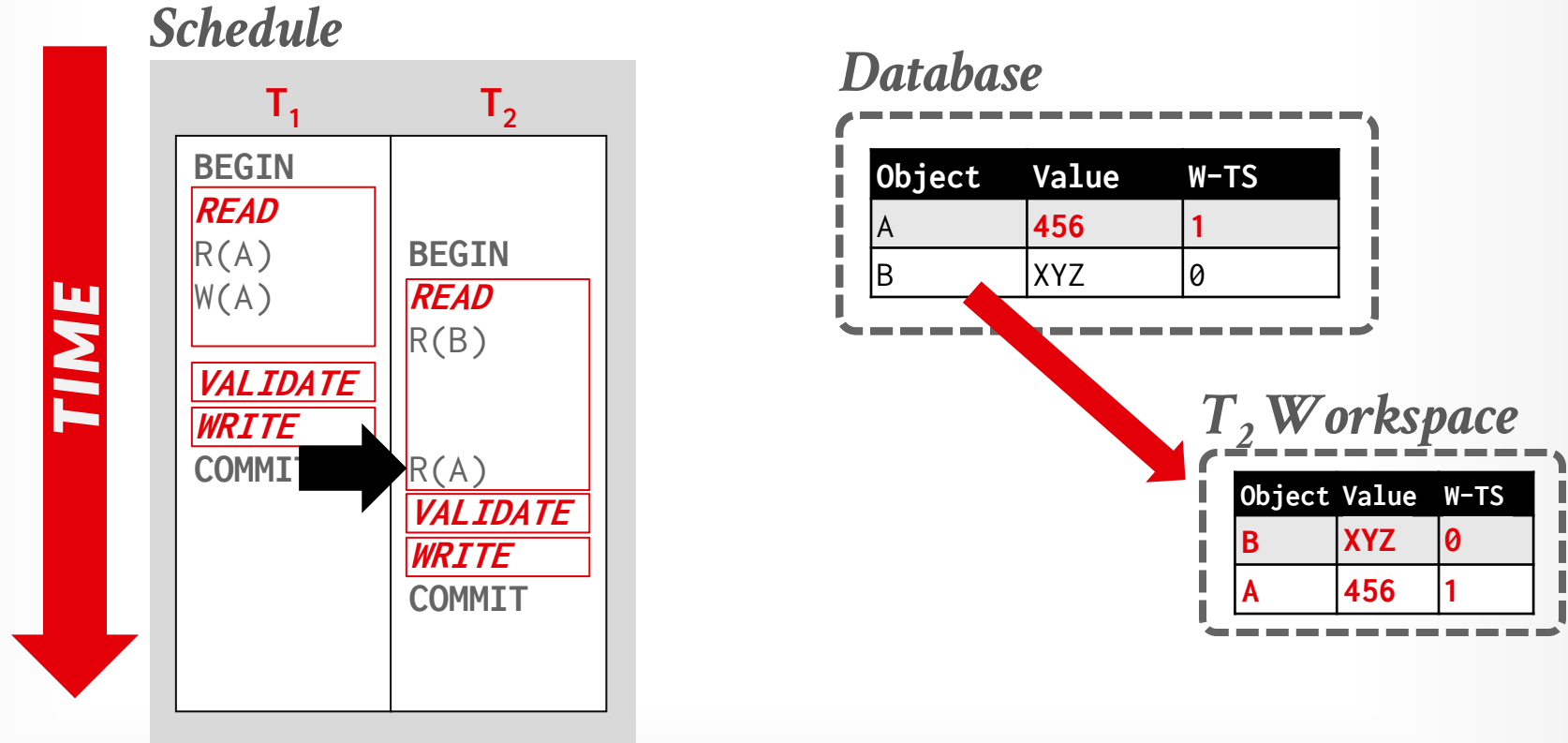
T₂ Workspace

Object	Value	W-TS
<i>B</i>	<i>XYZ</i>	<i>0</i>
-	-	-

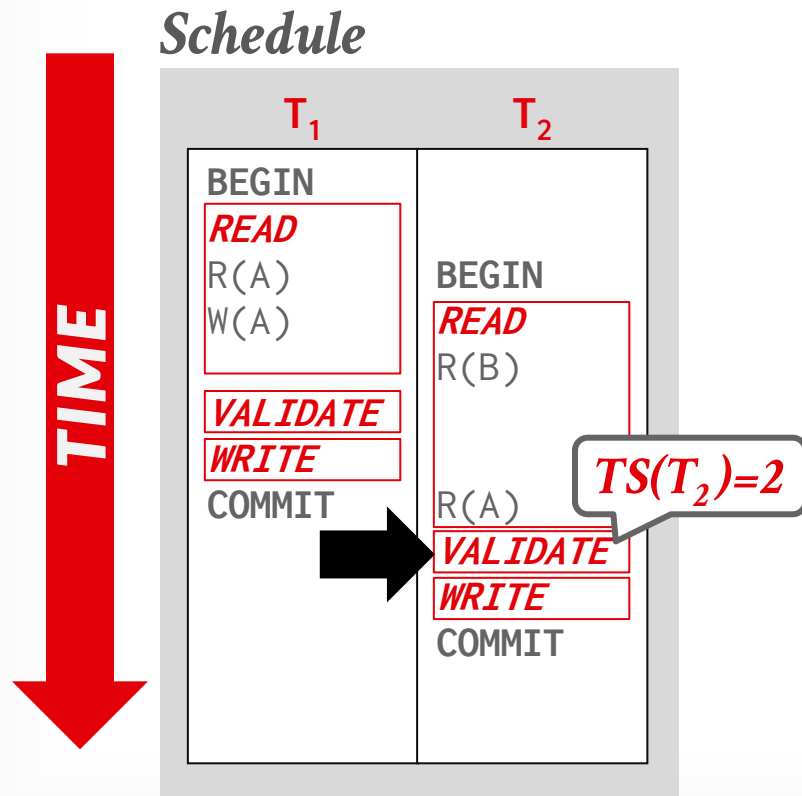
OCC: FORWARD VALIDATION CASE #3



OCC: FORWARD VALIDATION CASE #3



OCC: FORWARD VALIDATION CASE #3



Database

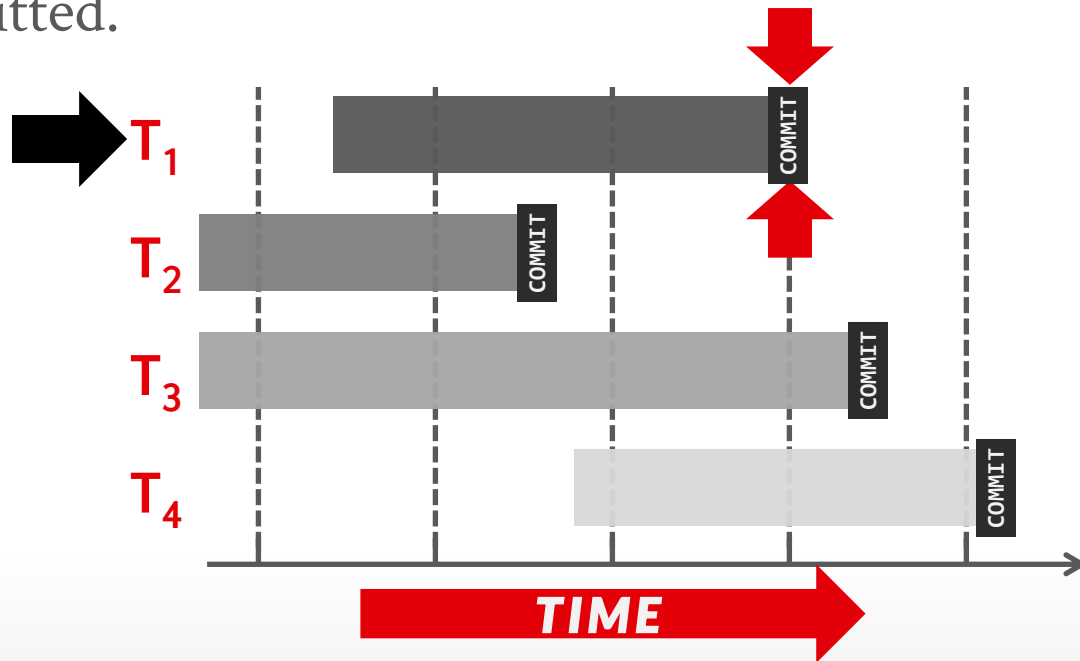
Object	Value	W-TS
A	456	1
B	XYZ	0

T₂ Workspace

Object	Value	W-TS
B	XYZ	0
A	456	1

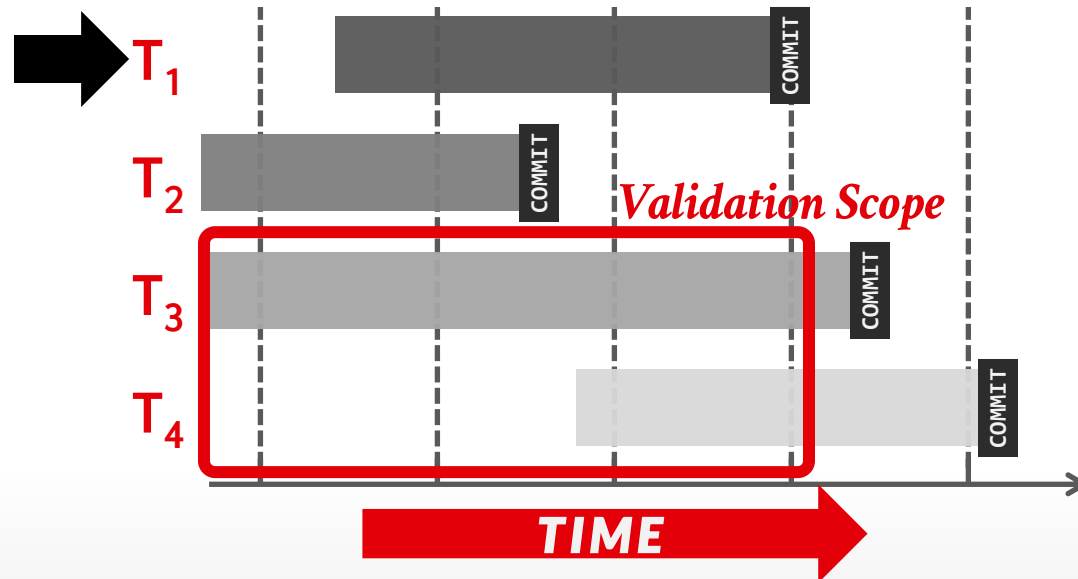
OCC: FORWARD VALIDATION

Check whether the committing txn intersects its read/write sets with any active txns that have not yet committed.



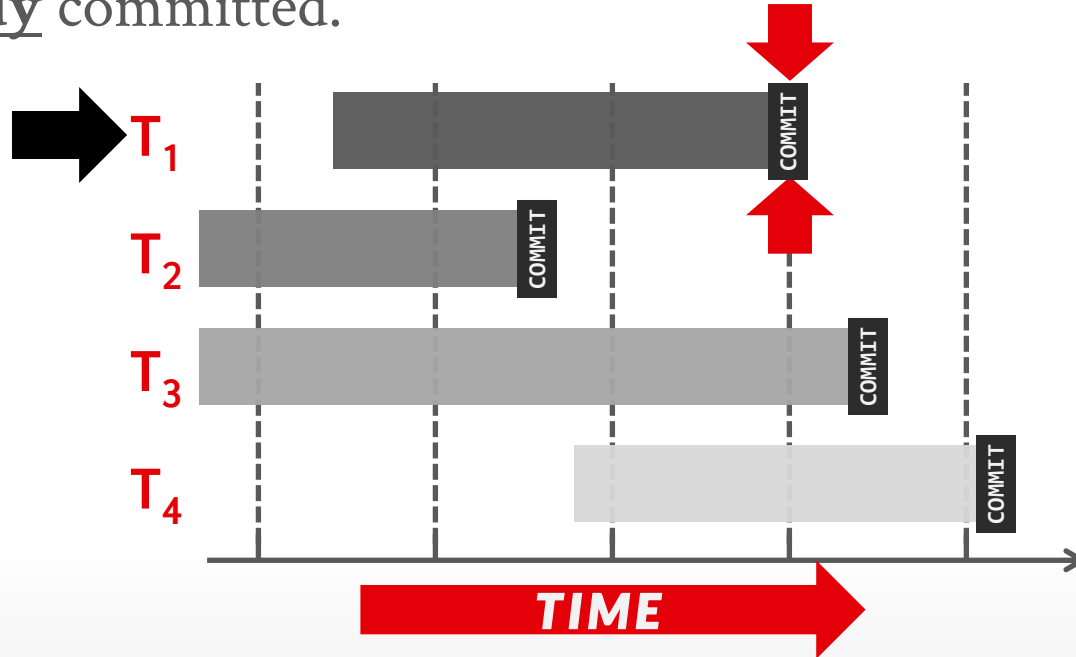
OCC: FORWARD VALIDATION

Check whether the committing txn intersects its read/write sets with any active txns that have **not** yet committed.



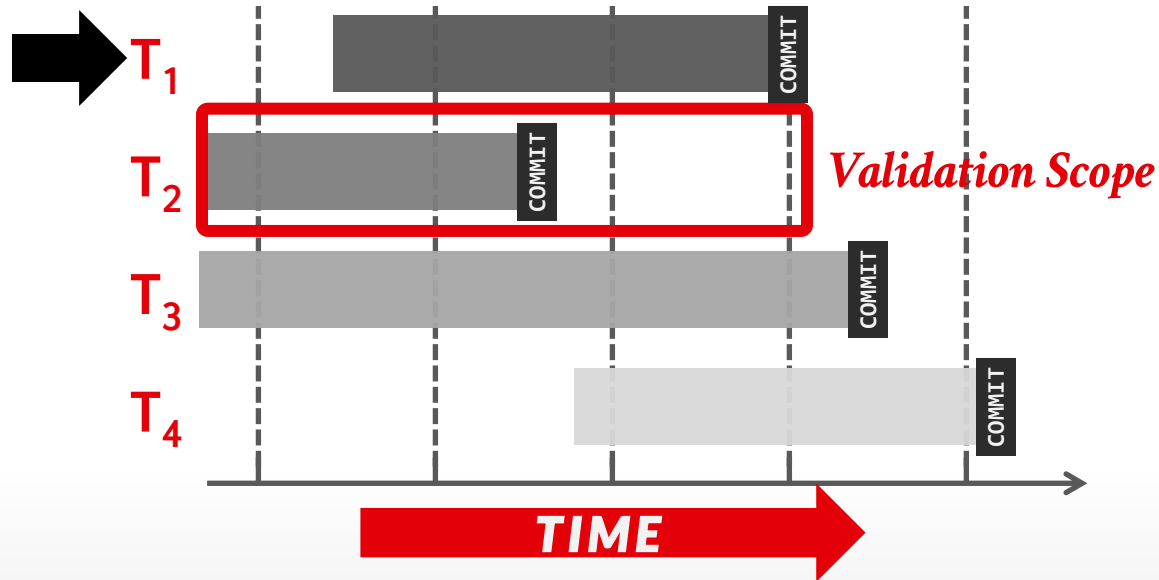
OCC: BACKWARD VALIDATION

Check whether the committing txn intersects its read/write sets with those of any txns that have already committed.



OCC: BACKWARD VALIDATION

Check whether the committing txn intersects its read/write sets with those of any txns that have already committed.



OCC: WRITE PHASE

Propagate changes in the txn's write set to database to make them visible to other txns.

Serial Commits:

- Use a global latch to limit a single txn to be in the **Validation/Write** phases at a time.

Parallel Commits:

- Use fine-grained write latches to support parallel **Validation/Write** phases.
- Txns acquire latches in a sequential key order to avoid deadlocks.

OCC: OBSERVATIONS

OCC works well when the number of conflicts is low:

- All txns are read-only (ideal).
- Txns access disjoint subsets of data.

But OCC has its own problems:

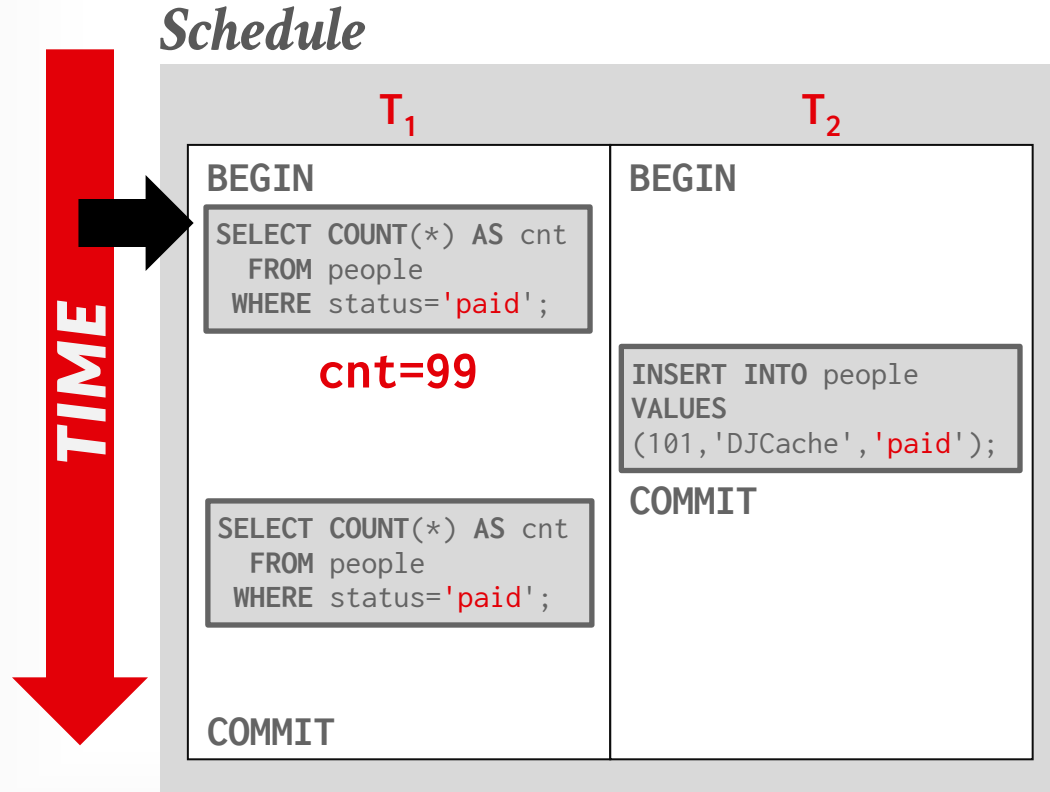
- High overhead for copying data locally.
- **Validation/Write** phase bottlenecks.
- Aborts are more wasteful than in 2PL because they only occur after a txn has already executed.

OBSERVATION

We have only dealt with transactions that read and update existing objects in the database.

But now if txns perform insertions, updates, and deletions, we have new problems...

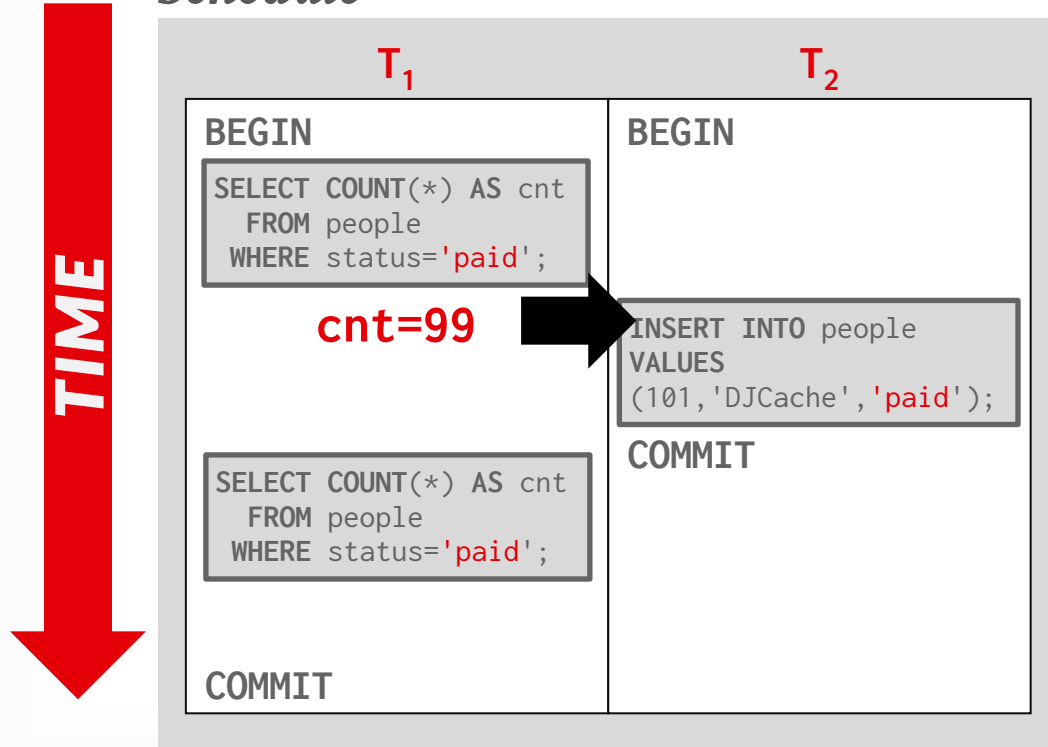
THE PHANTOM PROBLEM



```
CREATE TABLE people (
  id SERIAL,
  name VARCHAR,
  status VARCHAR
);
```

THE PHANTOM PROBLEM

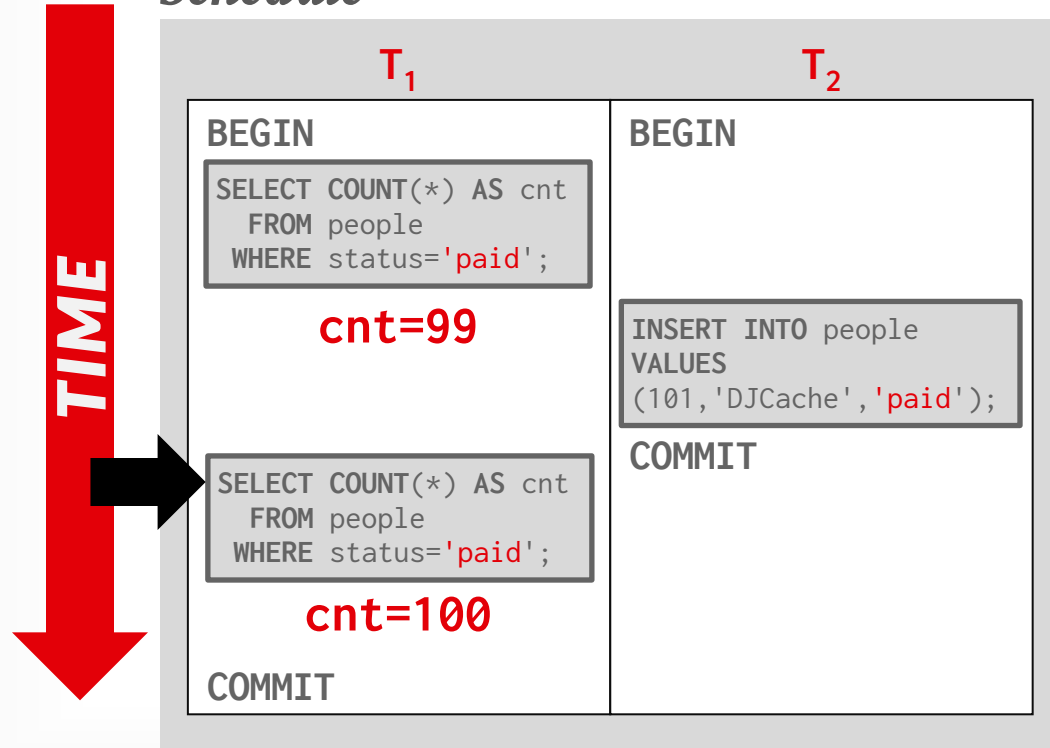
Schedule



```
CREATE TABLE people (
  id SERIAL,
  name VARCHAR,
  status VARCHAR
);
```

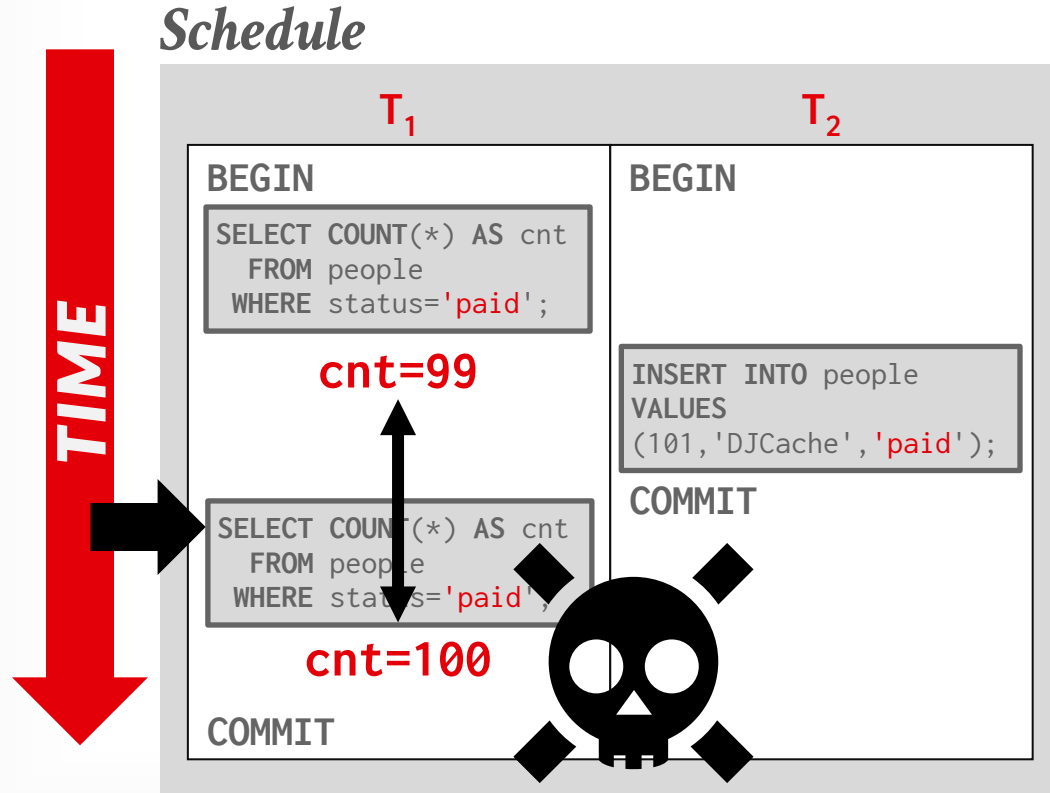
THE PHANTOM PROBLEM

Schedule



```
CREATE TABLE people (
  id SERIAL,
  name VARCHAR,
  status VARCHAR
);
```

THE PHANTOM PROBLEM



```
CREATE TABLE people (
  id SERIAL,
  name VARCHAR,
  status VARCHAR
);
```

OOPS?

How did this happen?

→ Because **T₁** locked only existing records and not ones that other txns are adding to the database!

Conflict serializability on reads and writes of individual items guarantees serializability only if the database's set of objects is fixed.

This is known as a **phantom read**.

→ A txn scans a range more than once and another txn inserts/removes tuples that fall within that range in between the scans.

SOLUTIONS TO THE PHANTOM PROBLEM



Approach #1: Lock Everything!  *Less Common*

→ Entire table or every page.

Approach #2: Re-Execute Scans  *Rare*

→ Run queries again at commit to see whether they produce a different result to identify missed changes.

Approach #3: Predicate Locking  *Rare*

→ Logically determine the overlap of predicates before queries start running.

Approach #4: Index Locking  *Common*

→ Use keys in indexes to protect ranges.

RE-EXECUTE SCANS

The DBMS tracks the **WHERE** clause for all queries that the txn executes.

→ Retain the scan set for every range query in a txn.

Upon commit, re-execute just the scan portion of each query and check whether it generates the same result.

→ Example: Run the scan for an **UPDATE** query but do not modify matching tuples.



PREDICATE LOCKING

Proposed locking scheme from System R.

- Acquire a **Shared** lock on the predicate in a **WHERE** clause of a **SELECT** query.
- Acquire an **Exclusive** lock on the predicate in a **WHERE** clause of any **UPDATE**, **INSERT**, or **DELETE** query.

Some systems approximate it via precision locking.

 **HyPer**  **UMBRA**  **CedarDB**

Others do it via index locking...

 **PostgreSQL**  **yugabyteDB**


PREDICATE LOCKING

```
SELECT COUNT(*) AS cnt  
FROM people  
WHERE status='paid';
```

```
INSERT INTO people VALUES  
(101, 'DJCache', 'paid');
```



Records in Table "people"

 status='paid'

PREDICATE LOCKING

```
SELECT COUNT(*) AS cnt  
FROM people  
WHERE status='paid';
```

```
INSERT INTO people VALUES  
(101, 'DJCache', 'paid');
```



Records in Table "people"



status='paid'



name='DJCache' ^
status='paid'

INDEX LOCKING

Special case of **predicate locking** that acquires locks on key ranges in indexes.

- If there is an index on the **status** attribute then the txn locks index page containing the data with **status='paid'**.
- If there are no records with **status='paid'**, the txn locks the index page where such a data entry would be, if it existed.

Different approaches:

- Key-Value Locks
- Gap Locks
- Key-Range Locks
- Hierarchical Locking

KEY-VALUE LOCKS

Locks that cover a single key-value in an index.

Need “virtual keys” for non-existent values.

B+Tree Leaf Node



10

12

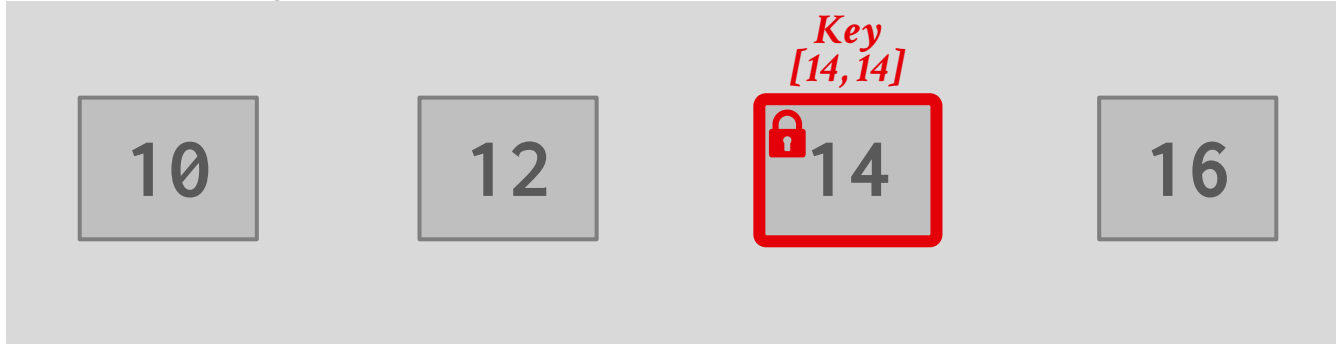
14

16

KEY-VALUE LOCKS

Locks that cover a single key-value in an index.
Need “virtual keys” for non-existent values.

B+Tree Leaf Node



GAP LOCKS

Each txn acquires a key-value lock on the single key that it wants to access. Then get a gap lock on the next key gap.

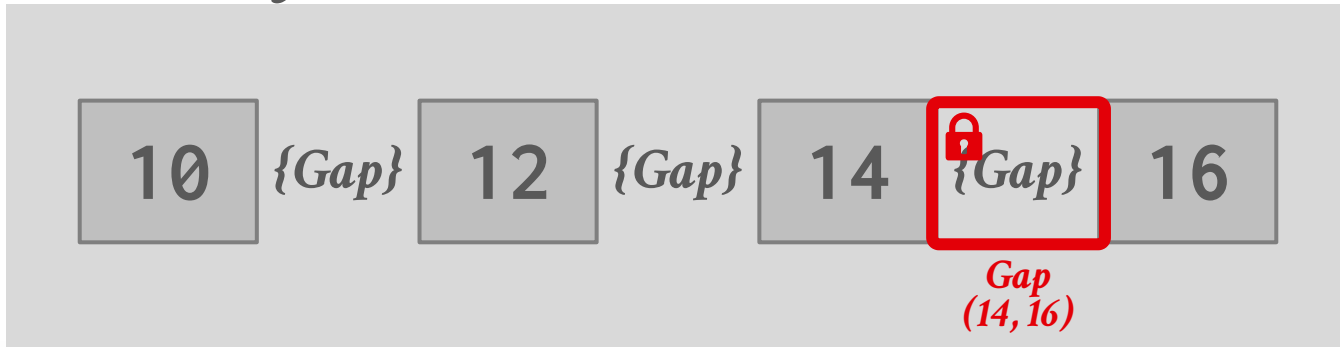
B+Tree Leaf Node



GAP LOCKS

Each txn acquires a key-value lock on the single key that it wants to access. Then get a gap lock on the next key gap.

B+Tree Leaf Node

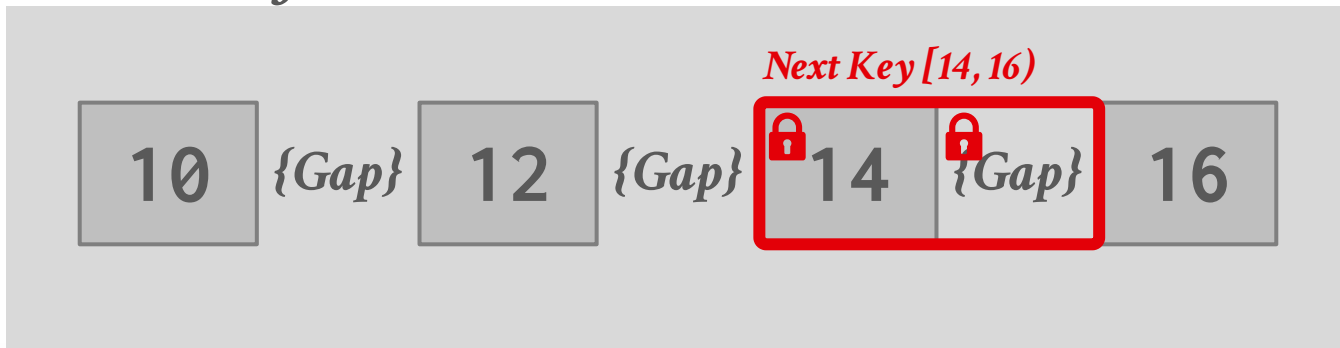


KEY-RANGE LOCKS

Locks that cover a key value and the gap to the next key value in a single index.

→ Need “virtual keys” for artificial values (infinity)

B+Tree Leaf Node

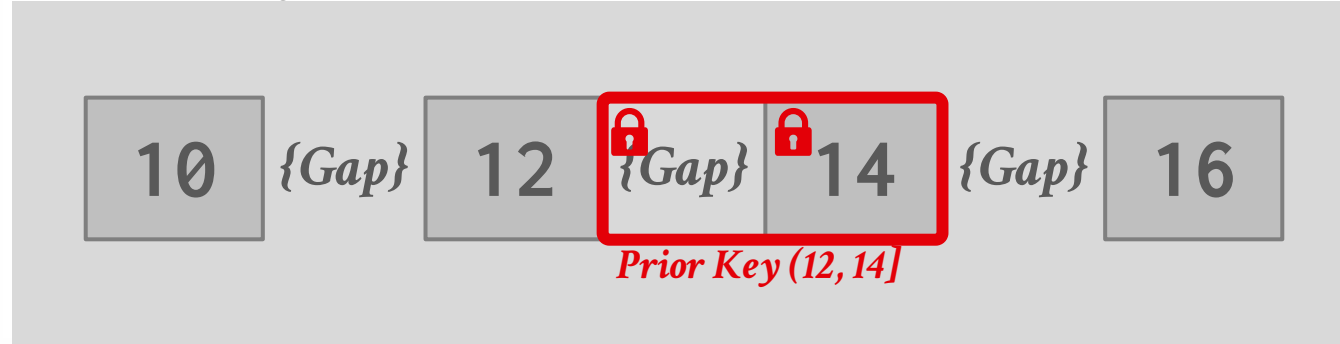


KEY-RANGE LOCKS

Locks that cover a key value and the gap to the next key value in a single index.

→ Need “virtual keys” for artificial values (infinity)

B+Tree Leaf Node



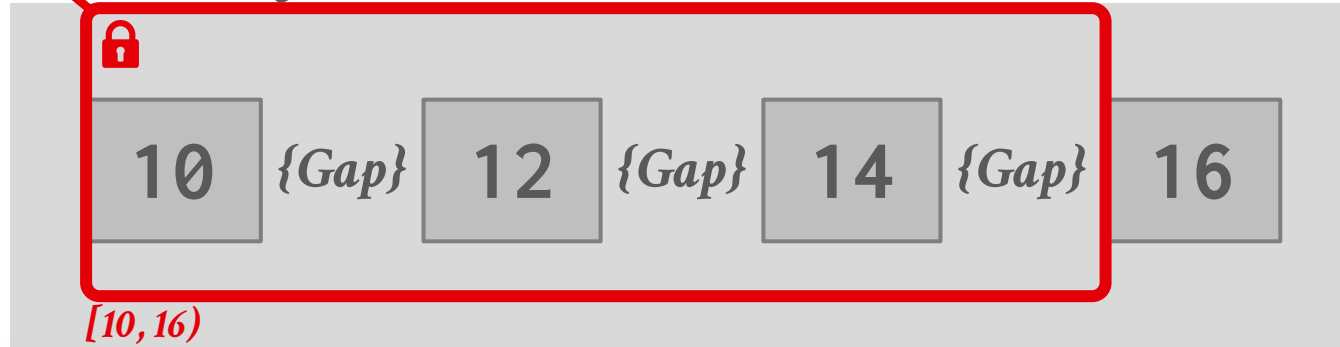
HIERARCHICAL LOCKING

Allow for a txn to hold wider key-range locks with different locking modes.

→ Reduces the number of visits to lock manager.

IX

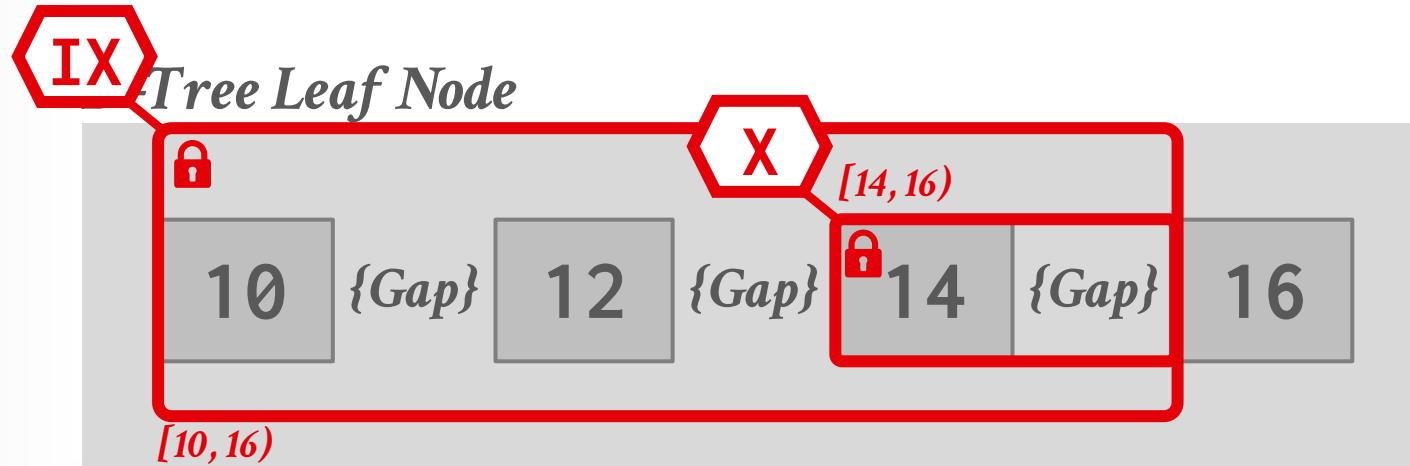
Tree Leaf Node



HIERARCHICAL LOCKING

Allow for a txn to hold wider key-range locks with different locking modes.

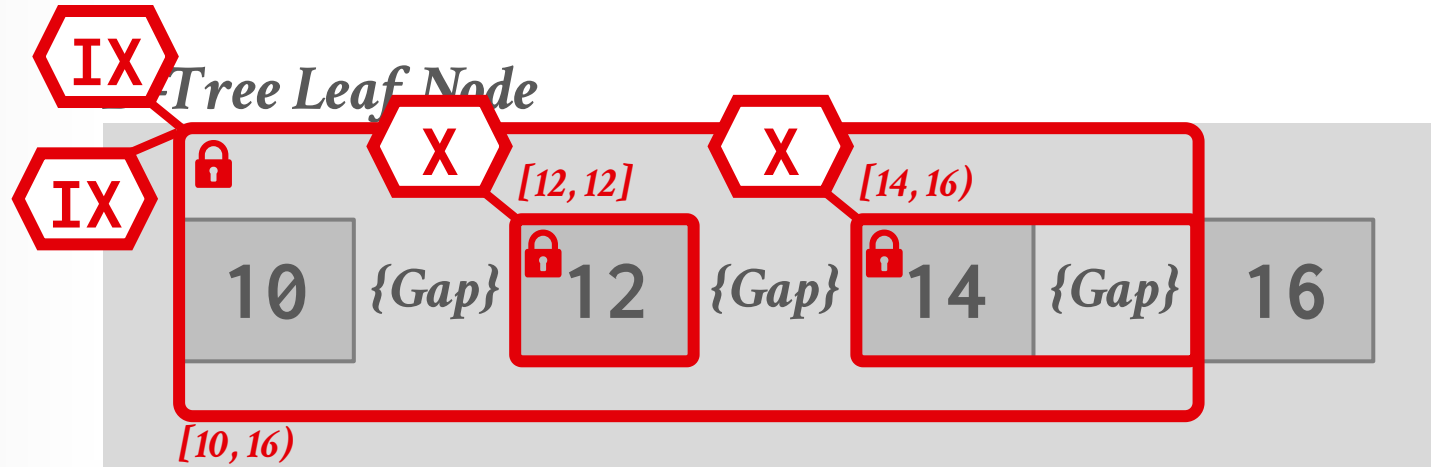
→ Reduces the number of visits to lock manager.



HIERARCHICAL LOCKING

Allow for a txn to hold wider key-range locks with different locking modes.

→ Reduces the number of visits to lock manager.



WEAKER LEVELS OF ISOLATION

Serializability is useful because it allows programmers to ignore concurrency issues.

But enforcing it may allow too little concurrency and limit performance.

The DBMS may want to use a weaker level of consistency to improve parallelism opportunities.

ISOLATION LEVELS

Controls the extent that a txn is exposed to the actions of other concurrent txns.

Provides for greater concurrency at the cost of exposing txns to uncommitted changes:

- Dirty Reads
- Unrepeatable Reads
- Lost Updates
- Phantom Reads

ISOLATION LEVELS

Isolation (High → Low)

SERIALIZABLE: No phantoms, all reads repeatable, no dirty reads.

REPEATABLE READS: Phantoms may happen.

READ COMMITTED: Phantoms, unrepeatable reads, and lost updates may happen.

READ UNCOMMITTED: All anomalies may happen.

ISOLATION LEVELS

Isolation (High → Low)

SERIALIZABLE: No phantoms, all reads repeatable, no dirty reads.

REPEATABLE READS: Phantoms may happen.

READ COMMITTED: Phantoms, unrepeatable reads, and lost updates may happen.

READ UNCOMMITTED: All anomalies may happen.

ISOLATION LEVELS

	<i>Dirty Read</i>	<i>Unrepeatable Read</i>	<i>Lost Updates</i>	<i>Phantom</i>
SERIALIZABLE	No	No	No	No
REPEATABLE READ	No	No	No	Maybe
READ COMMITTED	No	Maybe	Maybe	Maybe
READ UNCOMMITTED	Maybe	Maybe	Maybe	Maybe

ISOLATION LEVELS

SERIALIZABLE: Strong Strict 2PL with phantom protection (e.g., index locks).

REPEATABLE READS: Same as above, but without phantom protection.

READ COMMITTED: Same as above, but **S** locks are released immediately.

READ UNCOMMITTED: Same as above but allows dirty reads (no **S** locks).

SQL-92 ISOLATION LEVELS

The application can set a txn's isolation level before it executes any queries in that txn.

```
SET TRANSACTION ISOLATION LEVEL  
<isolation-level>;
```

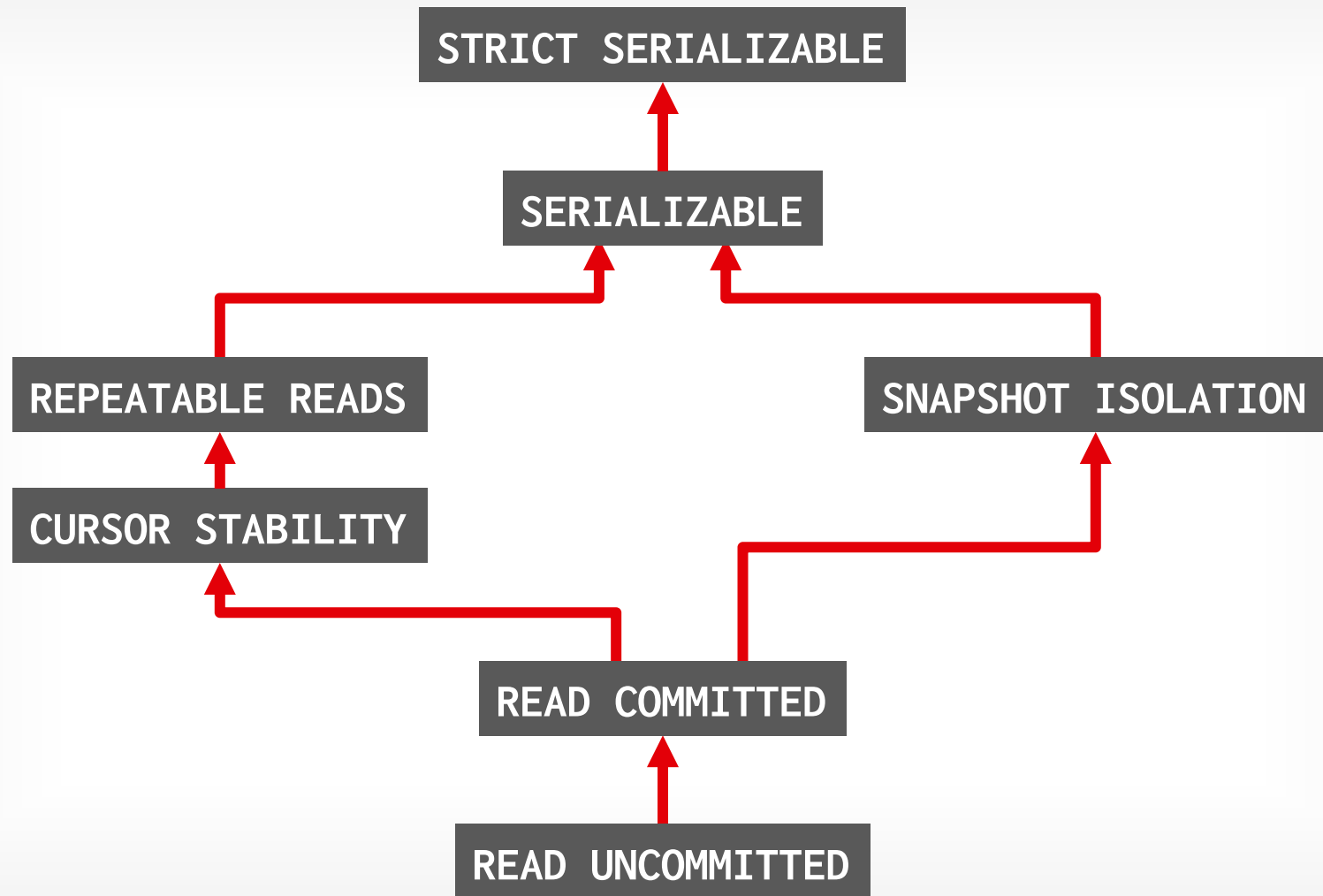
Not all DBMS support all isolation levels in all execution scenarios
→ Replicated Environments

```
BEGIN TRANSACTION ISOLATION LEVEL  
<isolation-level>;
```

The default depends on implementation...

ISOLATION LEVELS

	<i>Default</i>	<i>Maximum</i>
Action Ingres	SERIALIZABLE	SERIALIZABLE
IBM DB2	CURSOR STABILITY	SERIALIZABLE
CockroachDB	SERIALIZABLE	SERIALIZABLE
Google Spanner	STRICT SERIALIZABLE	STRICT SERIALIZABLE
MSFT SQL Server	READ COMMITTED	SERIALIZABLE
MySQL	REPEATABLE READS	SERIALIZABLE
Oracle	READ COMMITTED	SNAPSHOT ISOLATION
PostgreSQL	READ COMMITTED	SERIALIZABLE
SAP HANA	READ COMMITTED	SERIALIZABLE
VoltDB	SERIALIZABLE	SERIALIZABLE
YugaByte	SNAPSHOT ISOLATION	SERIALIZABLE



REPEATABLE
CURSOR ST

ISOLATION

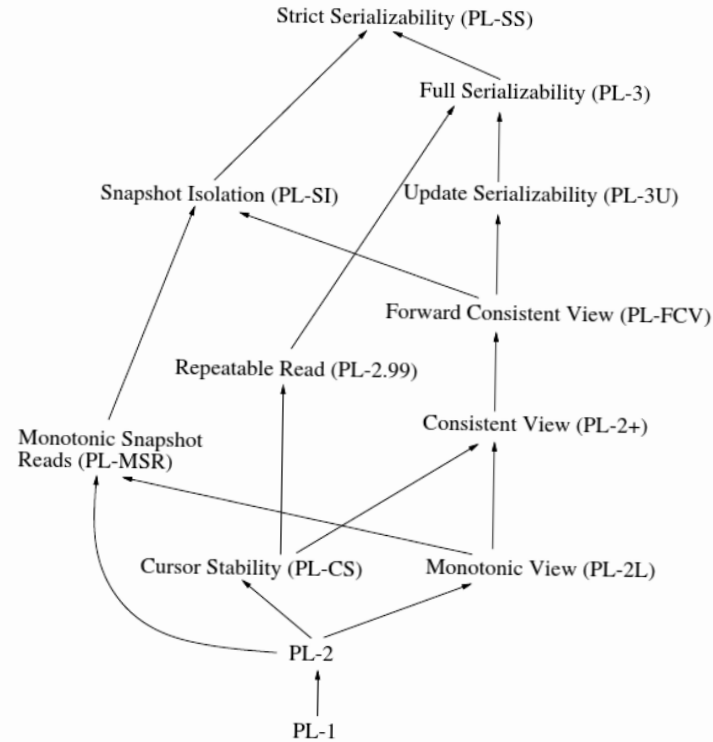
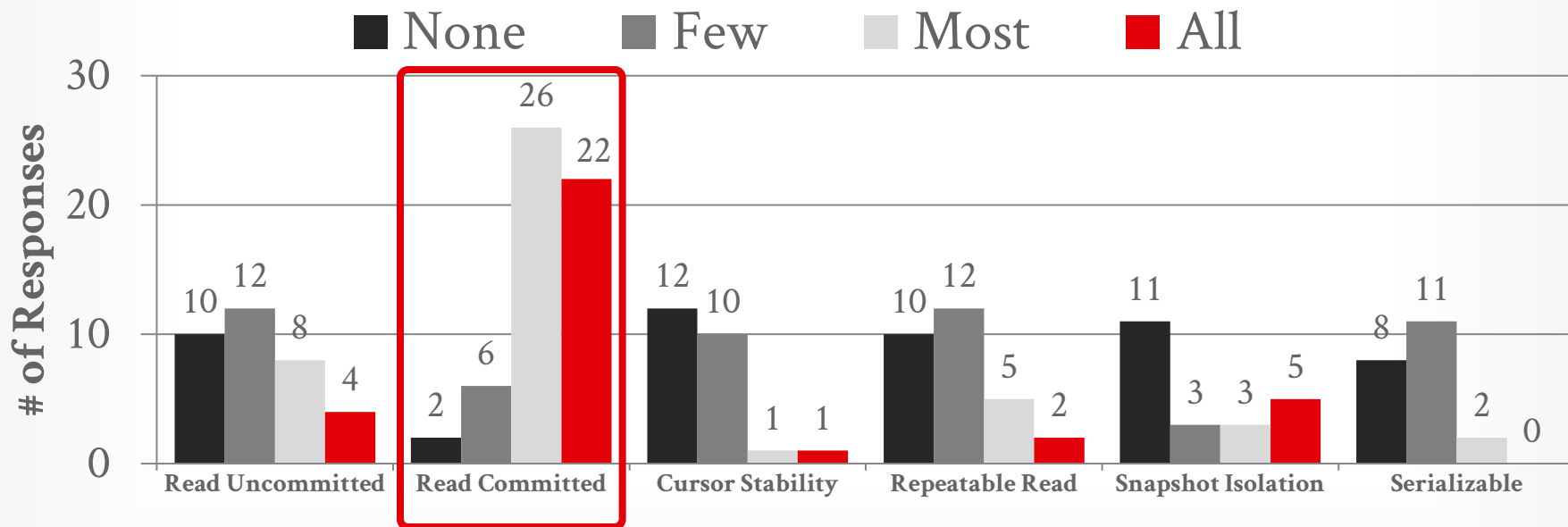


Figure 4-1: A partial order to relate various isolation levels.

Source: [Atul Adya](#)

DATABASE ADMIN SURVEY

What isolation level do transactions execute at on this DBMS?



SQL-92 ACCESS MODES

The application can provide hints to the DBMS about whether a txn will modify the database during its lifetime.

Only two possible modes:

- **READ WRITE** (Default)
- **READ ONLY**

Not all DBMSs will optimize execution when a txn is in **READ ONLY** mode.

```
SET TRANSACTION <access-mode>;
```

```
BEGIN TRANSACTION <access-mode>;
```


CONCLUSION

Every concurrency control protocol can be broken down into the basic concepts that have been described in the last two lectures.

- Pessimistic: Locking
- Optimistic: Timestamps

There is no one protocol that is always better than all others...

NEXT CLASS

Multi-Version Concurrency Control